

**REPORTE DE OPERACIÓN(1) DEL SISTEMA DE TRANSPORTE DE GAS NATURAL (GN) Y LÍQUIDOS DE GAS NATURAL (LGN)  
(VOLÚMENES ENTREGADOS EN EL MES DE AGOSTO DE 2020)**

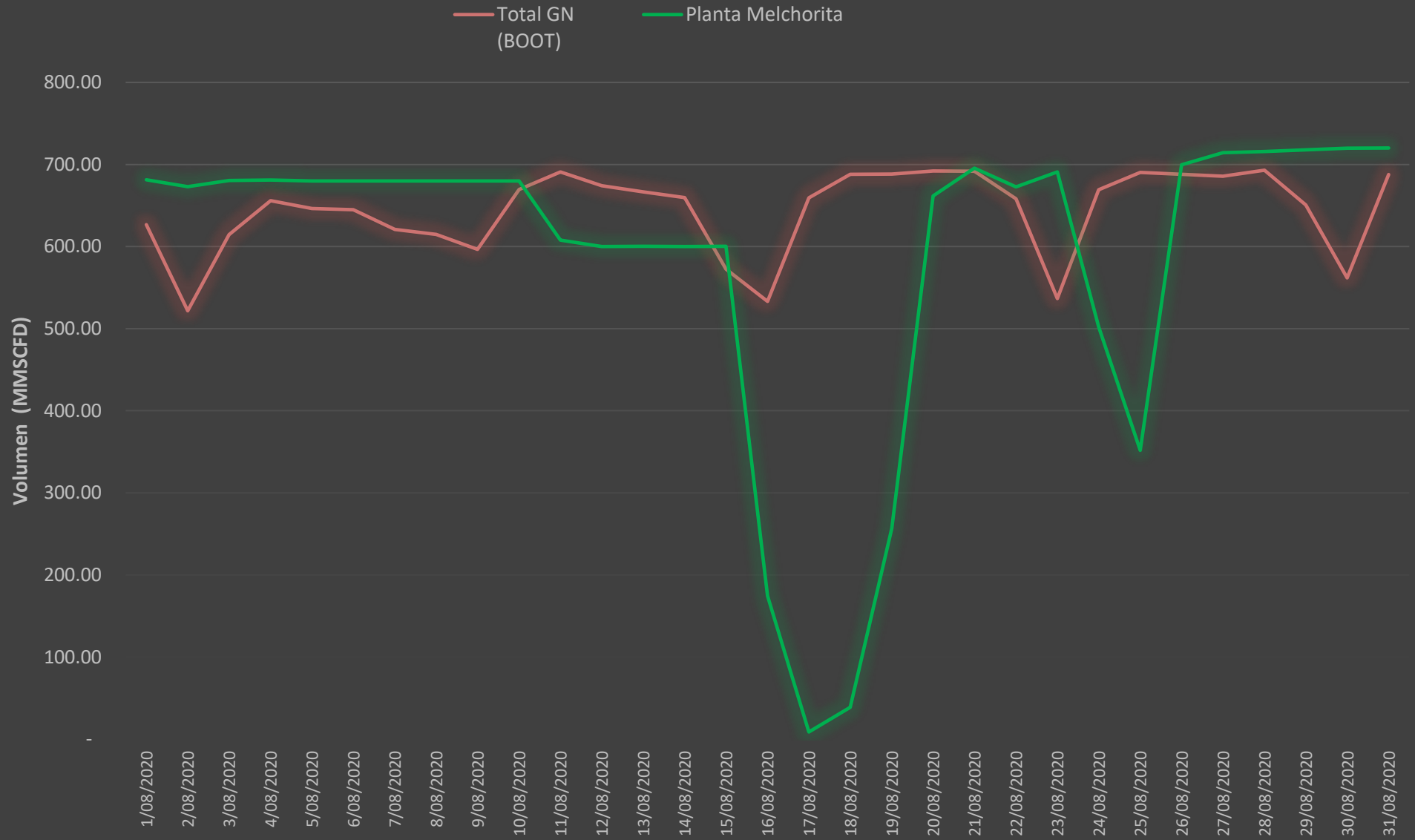
Fecha	GN (MMSCFD <sup>2</sup> )														LGN (BPD <sup>3</sup> )	
	Ayacucho	Contugas - Humay	Pluspetrol - Humay	Contugas - Independencia	Contugas - Chinchá	Cállda - Cañete	Cállda - Chilca 1	Cállda - Kallpa Las Flores	Cállda - Engie Energía Perú	Cállda - Chilca 2	Cállda - Kallpa	Cállda - Lurín	Planta Melchorita	Total GN	Total GN (BOOT)	Total LGN
1/08/2020	-	13.23	11.61	-	5.77	0.34	81.64	26.72	133.86	0.69	119.88	233.08	681.53	1,308.36	626.82	89,252.53
2/08/2020	-	12.28	11.52	-	5.01	0.33	64.87	-	133.90	0.52	96.67	196.69	673.01	1,194.81	521.80	89,218.06
3/08/2020	-	12.66	11.87	-	5.95	0.35	81.43	0.43	133.97	0.83	123.69	243.48	680.57	1,295.23	614.66	89,591.05
4/08/2020	-	12.90	11.73	-	6.00	0.34	81.65	41.40	133.87	0.81	123.31	243.94	681.13	1,337.08	655.95	89,690.43
5/08/2020	-	12.17	11.60	-	6.21	0.31	81.72	31.27	132.63	0.71	123.63	246.28	680.00	1,326.52	646.52	90,143.29
6/08/2020	-	12.43	11.59	-	6.30	0.31	71.07	35.75	133.58	0.88	124.06	248.91	680.03	1,324.91	644.88	89,950.95
7/08/2020	-	12.47	11.56	-	6.25	0.31	40.66	42.07	133.76	0.82	123.63	249.25	680.08	1,300.87	620.78	89,898.93
8/08/2020	-	12.37	11.57	-	5.71	0.31	40.73	42.48	133.96	0.62	125.20	241.97	680.09	1,295.01	614.92	90,016.30
9/08/2020	-	9.81	11.50	-	5.24	0.10	40.62	42.61	133.87	20.46	123.56	208.86	680.00	1,276.62	596.62	89,471.10
10/08/2020	-	10.91	11.56	-	6.24	0.23	40.44	41.32	133.78	42.35	123.66	259.02	680.01	1,349.52	669.51	89,440.09
11/08/2020	-	11.18	11.51	-	6.34	0.32	44.82	41.79	133.81	43.16	124.17	274.00	608.00	1,299.08	691.08	89,199.82
12/08/2020	-	11.30	11.48	-	5.85	0.32	39.98	40.91	133.84	43.55	122.16	264.79	600.04	1,274.22	674.18	96,459.08
13/08/2020	-	11.99	11.69	-	6.24	0.31	41.08	42.32	133.99	43.59	123.93	251.41	600.31	1,266.85	666.54	79,295.38
14/08/2020	-	12.45	12.10	-	6.25	0.31	41.09	32.38	134.05	45.99	124.58	250.39	600.03	1,259.62	659.59	101,493.19
15/08/2020	-	13.04	11.83	-	6.03	0.29	41.17	-	134.03	9.53	121.69	235.10	600.29	1,172.99	572.70	89,720.87
16/08/2020	-	11.76	11.37	-	5.38	0.09	51.28	10.99	132.61	0.38	122.53	186.77	174.41	707.59	533.18	72,461.13
17/08/2020	-	13.02	10.97	-	6.41	0.22	82.45	42.12	91.25	17.11	124.11	271.72	8.66	668.05	659.39	59,338.57
18/08/2020	-	12.66	11.05	-	6.42	0.32	81.86	43.04	91.22	44.00	123.59	273.93	38.73	726.81	688.08	67,091.77
19/08/2020	-	12.90	11.05	-	5.62	0.30	82.36	43.00	90.87	43.57	124.28	274.38	256.59	944.93	688.34	67,813.08
20/08/2020	-	13.42	11.73	-	6.44	0.30	82.56	42.79	91.00	45.99	124.42	273.56	661.86	1,354.06	692.20	89,053.33
21/08/2020	-	13.77	11.86	-	6.30	0.30	82.39	42.78	90.91	45.99	123.78	273.76	695.51	1,387.33	691.82	95,412.58
22/08/2020	-	13.60	11.80	-	6.01	0.19	82.32	31.91	90.84	43.33	123.08	255.11	672.75	1,330.95	658.20	91,272.31
23/08/2020	-	11.47	11.66	-	5.04	0.09	70.18	10.55	90.93	36.87	120.70	179.38	690.95	1,227.80	536.86	90,449.61
24/08/2020	-	10.90	11.73	-	6.36	0.11	67.15	42.67	90.92	44.41	123.15	271.98	502.32	1,171.70	669.38	88,407.18
25/08/2020	-	11.43	11.56	-	6.16	0.22	82.58	42.60	90.93	46.05	123.83	275.08	351.73	1,042.16	690.43	80,796.19
26/08/2020	-	10.42	11.64	-	5.53	0.31	81.78	42.36	90.92	45.09	123.67	276.25	699.50	1,387.47	687.97	92,325.54
27/08/2020	-	10.26	11.67	-	6.45	0.39	82.22	42.14	90.98	42.99	124.50	274.25	714.28	1,400.13	685.85	80,908.91
28/08/2020	-	10.50	12.26	-	6.56	0.75	82.16	42.02	90.92	46.07	124.07	277.77	715.87	1,408.95	693.08	101,735.92
29/08/2020	-	11.37	12.56	-	6.30	1.41	82.17	41.61	90.90	19.76	124.35	260.40	717.73	1,368.55	650.82	90,621.13
30/08/2020	-	9.48	11.98	-	5.36	1.29	78.19	41.50	90.92	6.59	123.22	193.27	720.03	1,281.83	561.81	91,041.48
31/08/2020	-	11.48	11.90	-	6.57	1.49	82.12	39.71	90.88	44.83	122.91	275.89	720.12	1,407.92	687.79	91,392.14
<b>TOTAL</b>	-	<b>369.64</b>	<b>361.50</b>	-	<b>186.30</b>	<b>12.27</b>	<b>2,086.75</b>	<b>1,063.23</b>	<b>3,503.89</b>	<b>827.53</b>	<b>3,799.99</b>	<b>7,740.65</b>	<b>18,146.15</b>	<b>38,097.91</b>	<b>19,951.76</b>	<b>2,702,961.95</b>
<b>PROMEDIO</b>	-	<b>11.92</b>	<b>11.66</b>	-	<b>6.01</b>	<b>0.40</b>	<b>67.31</b>	<b>34.30</b>	<b>113.03</b>	<b>26.69</b>	<b>122.58</b>	<b>249.70</b>	<b>585.36</b>	<b>1,228.96</b>	<b>643.61</b>	<b>87,192.32</b>

(1) Los datos de volúmenes de Gas Natural y Líquidos de Gas Natural son operativos y no necesariamente coinciden con datos fiscalizados

(2) MMSCFD: Millones de Pies Cúbicos Estándar por Día

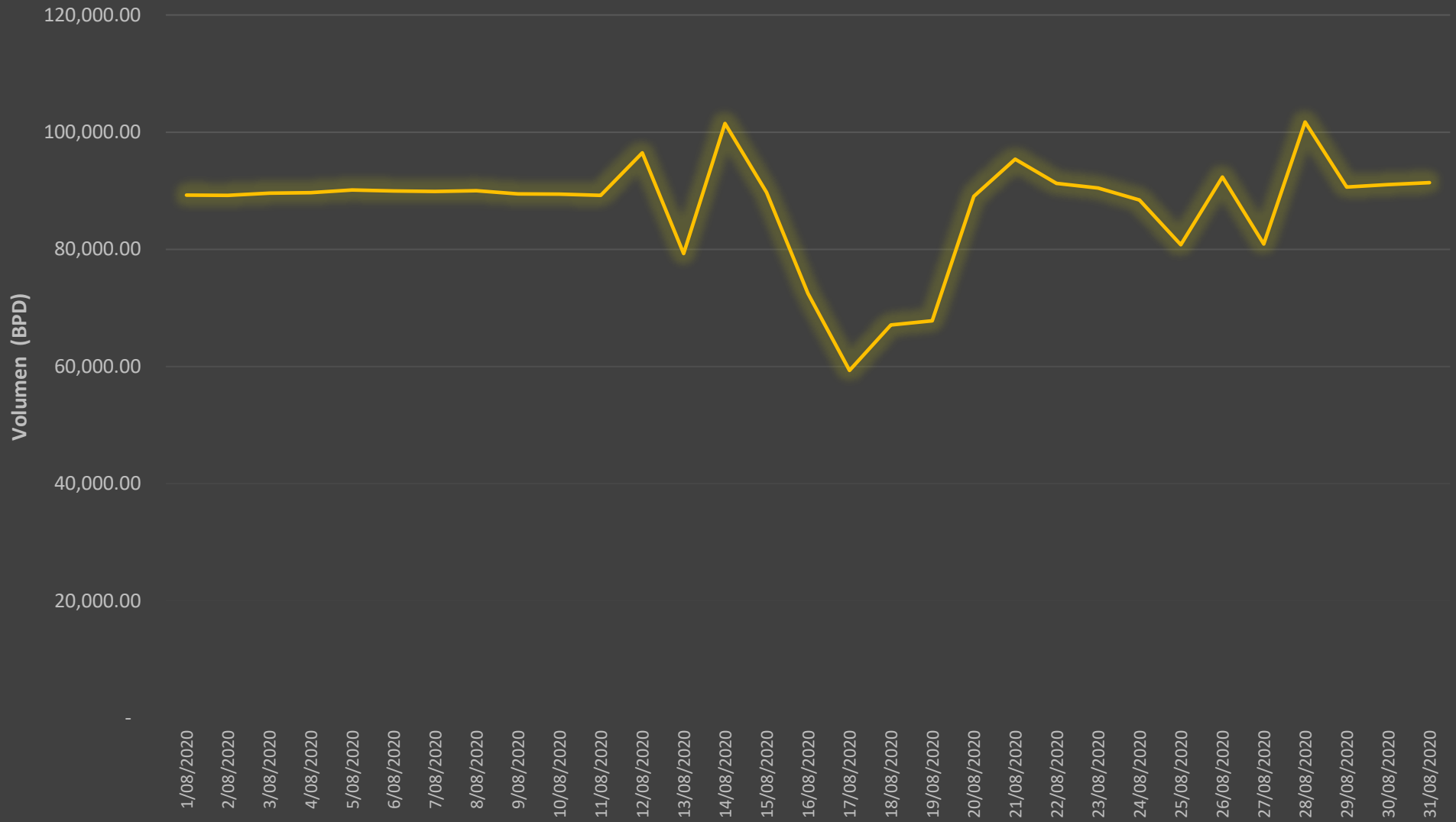
(3) BPD: Barriles por Día

### Volumen de Gas Natural entregado diariamente por TGP en millones de pies cúbicos estándar por día (Periodo: agosto 2020)



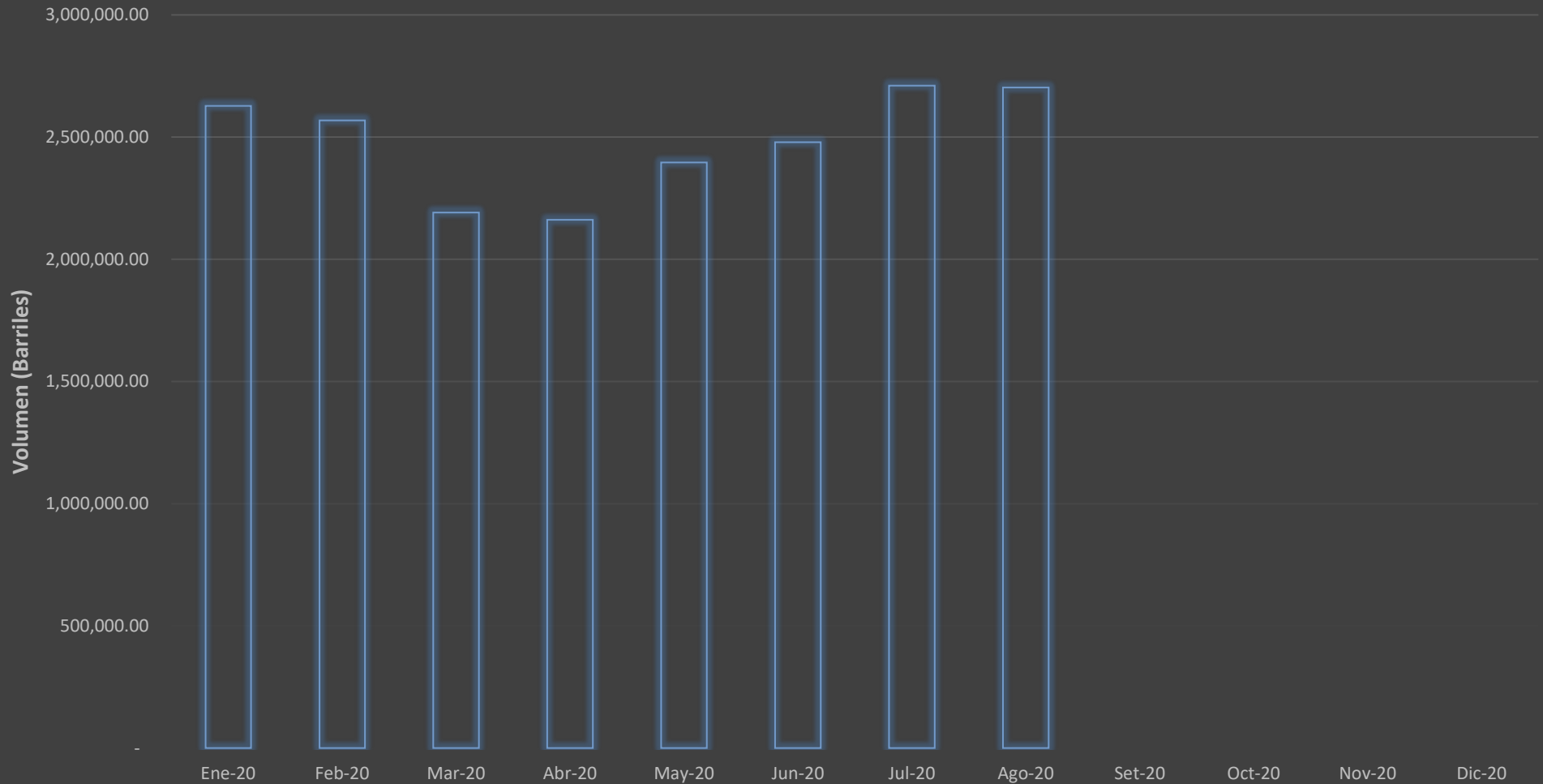
### Volumen de Líquidos de Gas Natural entregado diariamente por TGP en barriles por día (Periodo: agosto 2020)

— Total LGN





**Reporte Mensual de Volúmenes entregados en el Sistema de Transporte por Ductos de Líquidos de Gas  
Natural  
Año: 2020**



	Ene-20	Feb-20	Mar-20	Abr-20	May-20	Jun-20	Jul-20	Ago-20	Set-20	Oct-20	Nov-20	Dic-20
■ Total LGN (Barriles)	2,627,880.5	2,568,061.0	2,190,725.3	2,161,951.1	2,395,941.0	2,478,550.2	2,710,066.0	2,702,961.9	-	-	-	-

# Volumen de Gas Natural entregado diariamente por TGP en millones de pies cúbicos estándar por día (Periodo: marzo 2012 a agosto 2020)

