

REPORTE DIARIO DE LA OPERACIÓN DE LOS SISTEMAS DE TRANSPORTE DE GAS NATURAL (GN) Y LÍQUIDOS DE GAS NATURAL (LGN)

CONCESIONARIO: TRANSPORTADORA DE GAS DEL PERU S.A.

PERIODO: ENERO 2019

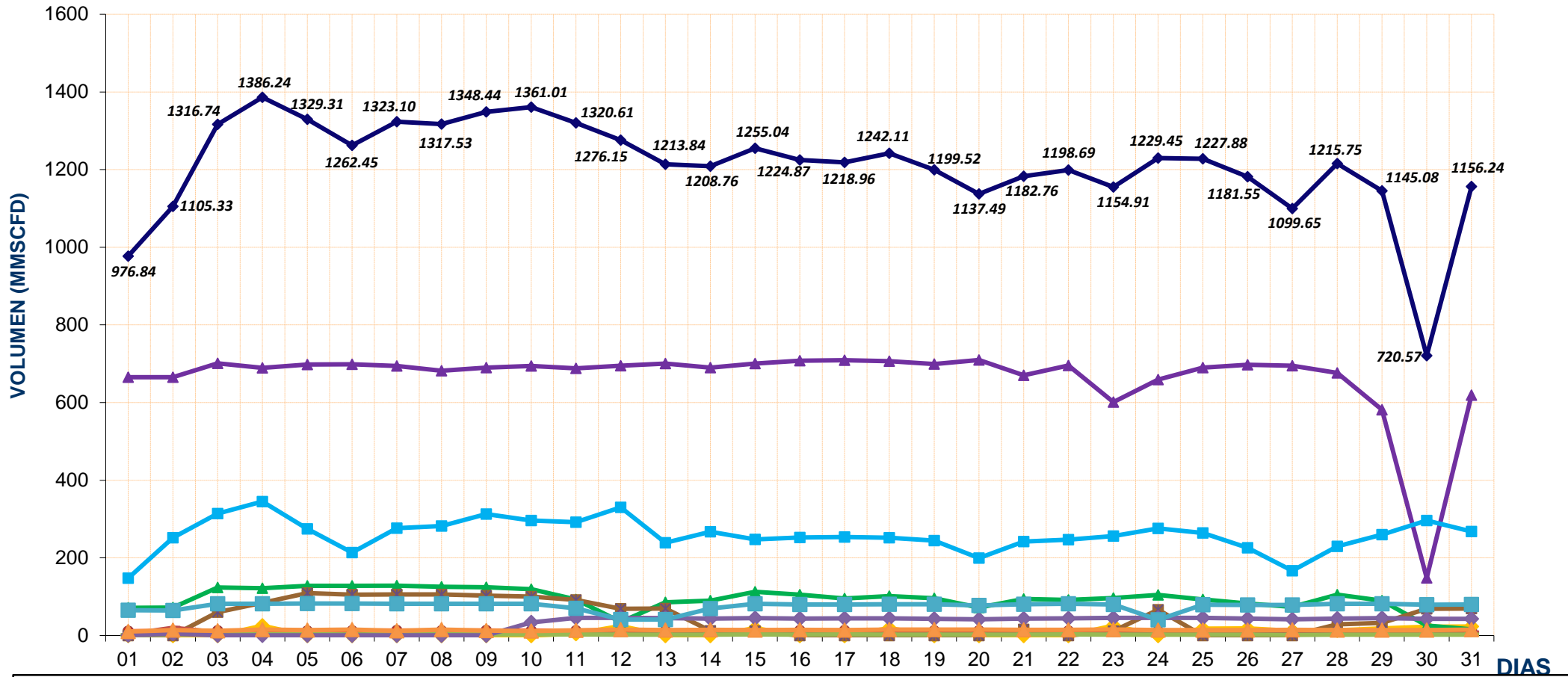
Entregas del Sistema de Transporte de Gas Natural (MMSCFD ¹)															Sistema de Transporte de Líquidos de Gas Natural (BPD ²)	
Días	Ducto Principal PLNG			Ducto TGP										Total Volumen Entregado	Días	Volumen Bombeado Malvinas
	Chiquintirca	C.U.A	Planta Melchorita	Humay	Duke Energy	Engle Energía Perú	Kallpa	Independencia	Chincha - Contugas	Humay - Contugas	Chilca - Termochilca	Chilca - Fenix Power	Lurín			
1-Ene-19	742.38	72.99	665.49	11.18	0.00	71.47	0.00	3.54	1.08	10.25	1.29	64.96	147.59	976.84	1-Ene-19	85,588.00
2-Ene-19	813.93	151.86	665.59	11.12	0.00	71.72	0.00	19.85	2.04	14.22	4.50	64.72	251.57	1105.33	2-Ene-19	89,997.00
3-Ene-19	937.14	274.22	701.07	11.91	0.00	123.72	60.33	8.33	2.97	11.87	0.62	82.01	313.89	1316.74	3-Ene-19	94,774.50
4-Ene-19	950.46	329.16	689.08	11.78	25.11	121.77	84.55	8.13	2.94	15.09	0.60	82.09	345.10	1386.24	4-Ene-19	95,425.00
5-Ene-19	1086.08	327.99	698.22	11.71	0.00	128.18	109.30	6.64	3.62	14.05	0.64	82.45	274.50	1329.31	5-Ene-19	93,424.00
6-Ene-19	973.97	265.68	698.88	12.37	0.00	128.27	105.34	3.58	2.26	15.06	0.55	82.32	213.82	1262.45	6-Ene-19	93,983.00
7-Ene-19	997.50	301.32	694.10	12.54	0.00	128.39	105.92	7.81	3.50	12.05	0.59	81.77	276.44	1323.10	7-Ene-19	95,104.00
8-Ene-19	1005.71	319.36	682.15	12.40	0.00	125.61	105.76	7.98	4.01	15.26	0.50	81.76	282.11	1317.53	8-Ene-19	92,435.00
9-Ene-19	998.57	321.11	689.77	12.77	0.00	124.54	102.56	7.83	2.81	12.91	0.59	81.75	312.91	1348.44	9-Ene-19	95,792.50
10-Ene-19	1026.29	333.63	694.56	12.38	0.00	119.53	100.32	7.79	2.81	11.33	33.82	81.96	296.52	1361.01	10-Ene-19	91,855.50
11-Ene-19	1008.02	320.39	687.86	12.21	4.70	92.81	91.68	7.70	2.78	13.12	45.38	70.40	291.98	1320.61	11-Ene-19	94,867.50
12-Ene-19	989.75	275.07	695.01	11.56	24.21	34.67	68.90	7.41	2.54	15.12	45.55	40.90	330.27	1276.15	12-Ene-19	94,646.50
13-Ene-19	976.88	220.81	700.74	12.34	0.00	85.56	69.57	4.14	2.18	14.07	44.82	41.39	239.02	1213.84	13-Ene-19	94,643.00
14-Ene-19	916.69	222.41	689.87	12.78	0.00	89.51	12.32	6.85	2.59	14.72	43.37	69.48	267.26	1208.76	14-Ene-19	82,186.50
15-Ene-19	880.99	245.33	700.36	12.68	18.86	112.65	11.76	7.34	2.65	14.32	44.82	81.91	247.70	1255.04	15-Ene-19	106,196.50
16-Ene-19	913.36	216.33	707.56	12.71	0.00	105.51	0.00	6.31	2.61	14.35	43.44	79.80	252.58	1224.87	16-Ene-19	93,958.00
17-Ene-19	911.35	208.24	709.10	12.59	0.00	95.42	0.00	7.00	2.73	14.24	43.95	80.19	253.75	1218.96	17-Ene-19	94,133.00
18-Ene-19	897.33	222.05	706.84	12.40	19.17	101.79	0.00	7.01	2.59	15.43	43.95	80.86	252.08	1242.11	18-Ene-19	93,082.00
19-Ene-19	863.61	198.41	699.34	12.00	0.00	95.93	0.00	6.25	2.51	15.16	43.11	80.51	244.71	1199.52	19-Ene-19	95,224.00
20-Ene-19	876.63	152.62	709.70	11.92	0.00	72.20	0.00	7.87	2.16	15.16	41.46	77.59	199.44	1137.49	20-Ene-19	93,959.00
21-Ene-19	874.26	217.99	670.18	11.74	0.00	94.38	15.83	7.04	2.48	14.84	43.83	80.35	242.09	1182.76	21-Ene-19	88,901.00
22-Ene-19	895.42	207.16	695.52	11.51	0.00	91.96	0.00	9.53	2.70	14.79	44.12	81.52	247.05	1198.69	22-Ene-19	89,907.00
23-Ene-19	837.95	265.82	601.09	11.52	25.50	96.62	11.53	8.92	2.16	15.51	45.47	80.20	256.41	1154.91	23-Ene-19	71,746.00
24-Ene-19	977.61	265.85	659.39	11.48	0.00	104.61	66.21	9.25	2.53	13.91	45.47	40.53	276.07	1229.45	24-Ene-19	91,117.00
25-Ene-19	952.03	247.35	690.15	11.97	17.49	93.05	0.00	9.49	2.53	14.31	45.33	79.55	264.03	1227.88	25-Ene-19	87,972.00
26-Ene-19	871.27	195.35	697.22	12.11	18.31	82.24	0.00	6.70	2.24	14.19	43.75	78.65	226.15	1181.55	26-Ene-19	85,205.00
27-Ene-19	854.59	141.31	695.15	11.46	12.27	73.55	0.00	3.40	1.79	14.82	41.61	78.46	167.13	1099.65	27-Ene-19	85,422.00
28-Ene-19	895.85	233.17	676.23	11.77	13.47	105.40	29.07	8.14	2.32	14.30	43.71	81.71	229.64	1215.75	28-Ene-19	94,848.00
29-Ene-19	859.31	284.62	581.70	12.33	18.15	89.77	32.79	7.52	2.38	14.05	44.81	81.74	259.86	1145.08	29-Ene-19	83,703.00
30-Ene-19	673.75	349.14	148.30	11.58	22.91	25.61	68.75	8.57	2.42	14.00	42.98	79.26	296.19	720.57	30-Ene-19	79,229.00
31-Ene-19	730.28	234.82	618.91	12.15	23.38	15.84	69.76	7.80	2.53	15.14	42.98	79.92	267.82	1156.24	31-Ene-19	91,098.00
TOTAL	28,188.95	7,621.58	20,619.11	372.96	243.52	2,902.29	1,322.23	235.73	79.45	437.65	967.62	2,330.69	8,025.65	37,536.90	TOTAL	2,820,422.50
PROMEDIO	909.32	245.86	665.13	12.03	7.86	93.62	42.65	7.60	2.56	14.12	31.21	75.18	258.89	1,210.87	PROMEDIO	90,981.37

(*) Los datos de volúmenes de Gas Natural y Líquidos de Gas Natural son operativos y no necesariamente coinciden con datos fiscalizados.

¹ MMSCFD: Millones de Pies Cúbicos Estándar por Día

² BPD: Barriles Por Día

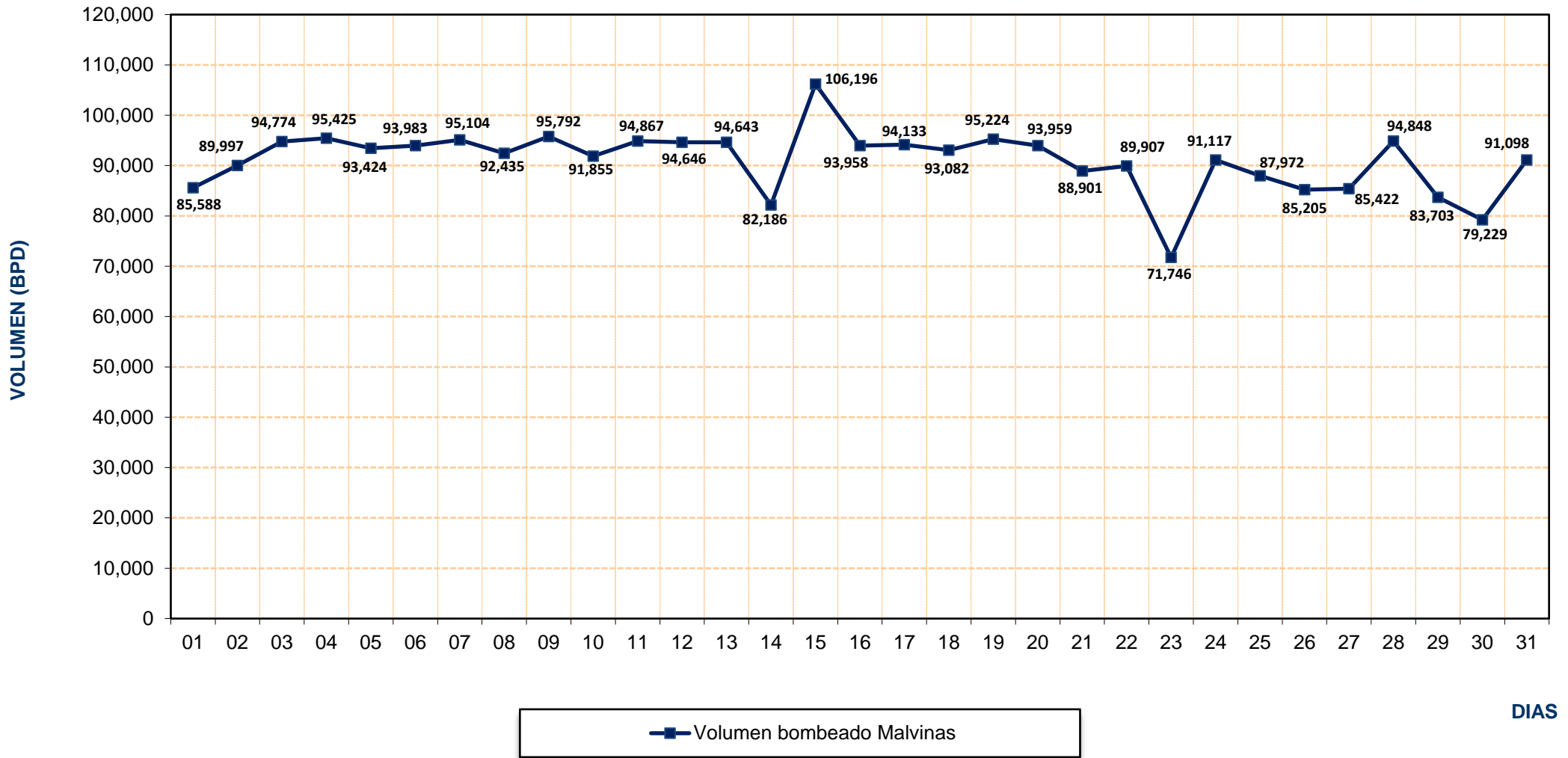
REPORTE OPERATIVO* DEL SISTEMA DE TRANSPORTE DE GAS NATURAL (GN) DURANTE ENERO 2019



- ◆ Planta Melchorita
 ● Humay
 ◆ Duke Energy
 ◆ Engie Energia Perú
 ■ Kallpa
 ■ Independencia
- Lurín
 ◆ Volumen Total Entregado
 ■ Contugas - Chinchá
 ■ Chilca - Termochilca
 ■ Chilca - Fenix Power
 ■ Contugas - Humay

* Los valores podría diferir del Volumen Fiscalizado.

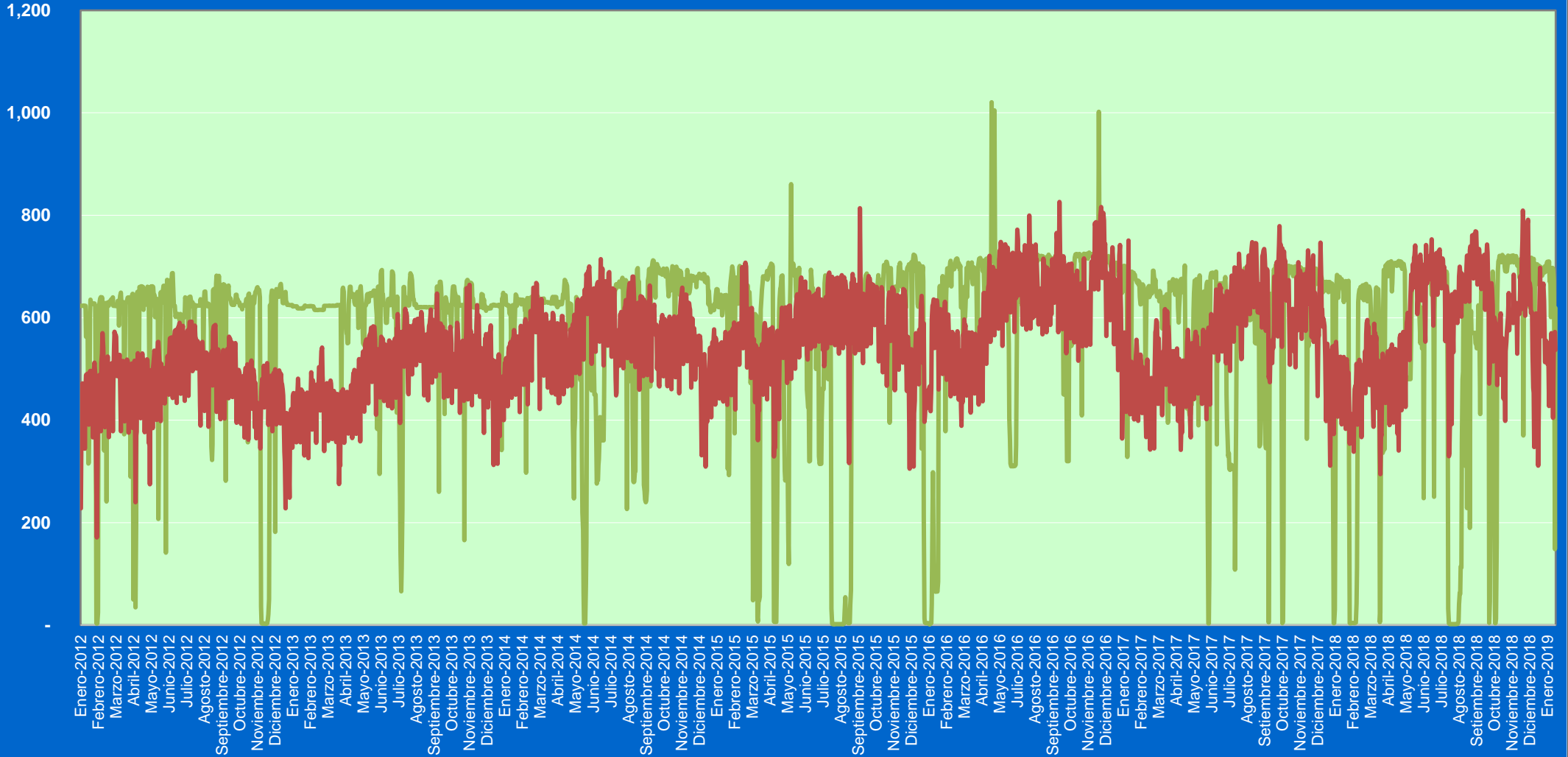
REPORTE OPERATIVO* DEL SISTEMA DE TRANSPORTE DE LÍQUIDOS DE GAS NATURAL (LGN) DURANTE ENERO 2019



* Los valores podría diferir del Volumen Fiscalizado.

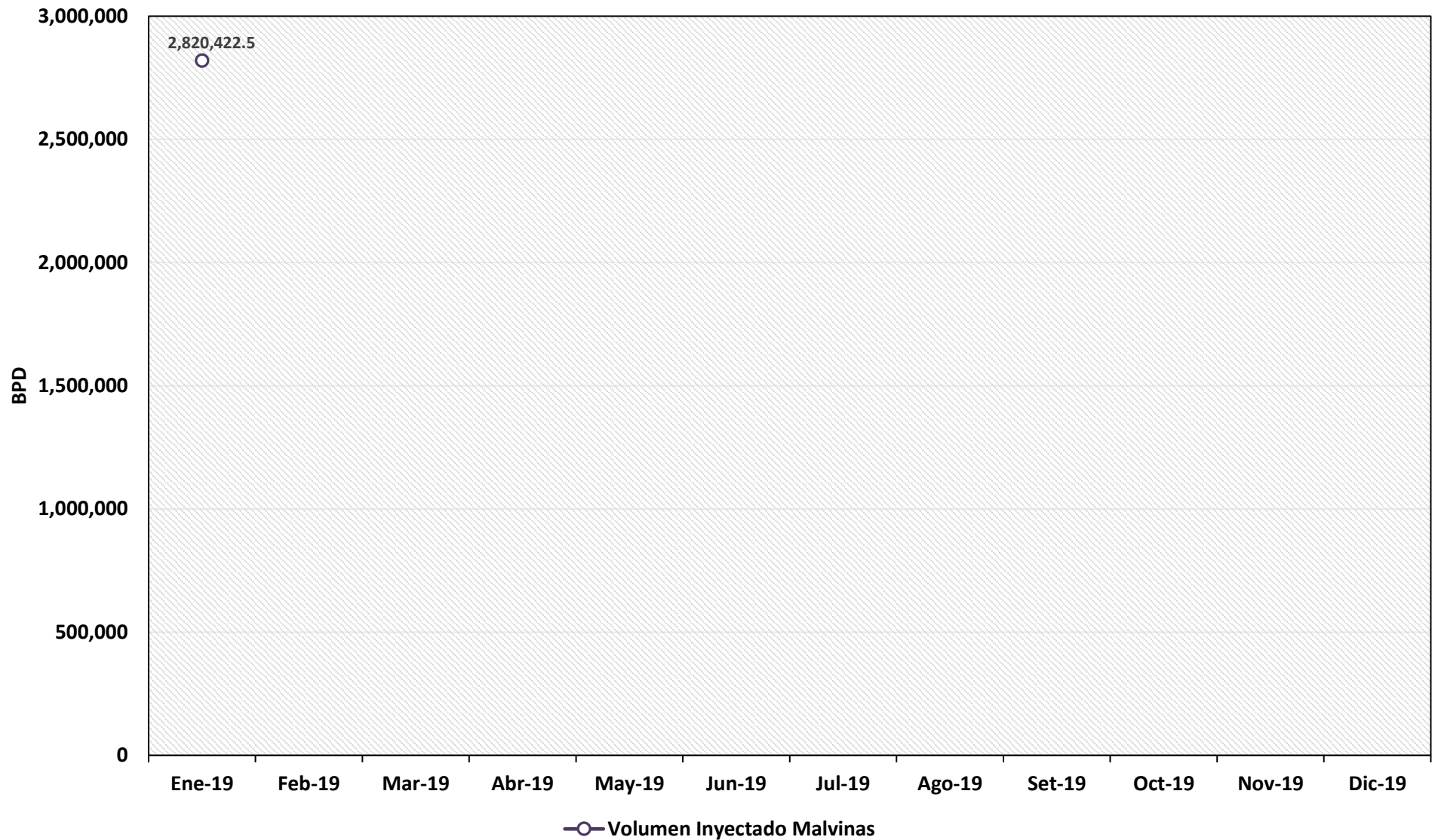
Volumen
(MMSCFD)

Volumen de Gas Natural entregado diariamente por TGP en millones de pies cúbicos diarios (MMSCFD) Enero 2012 - 31 de enero 2019



— Planta Melchorita — B.O.O.T

REPORTE MENSUAL DE VOLUMENES ENTREGADOS EN EL SISTEMA DE TRANSPORTE DE LIQUIDOS DE GAS NATURAL (LGN) DURANTE EL 2019



VOLUMEN PROMEDIO DIARIO DE LÍQUIDOS DE GAS NATURAL TRANSPORTADO POR TGP EN BARRILES POR DÍA (BPD) Junio 2012 - Enero 2019

