

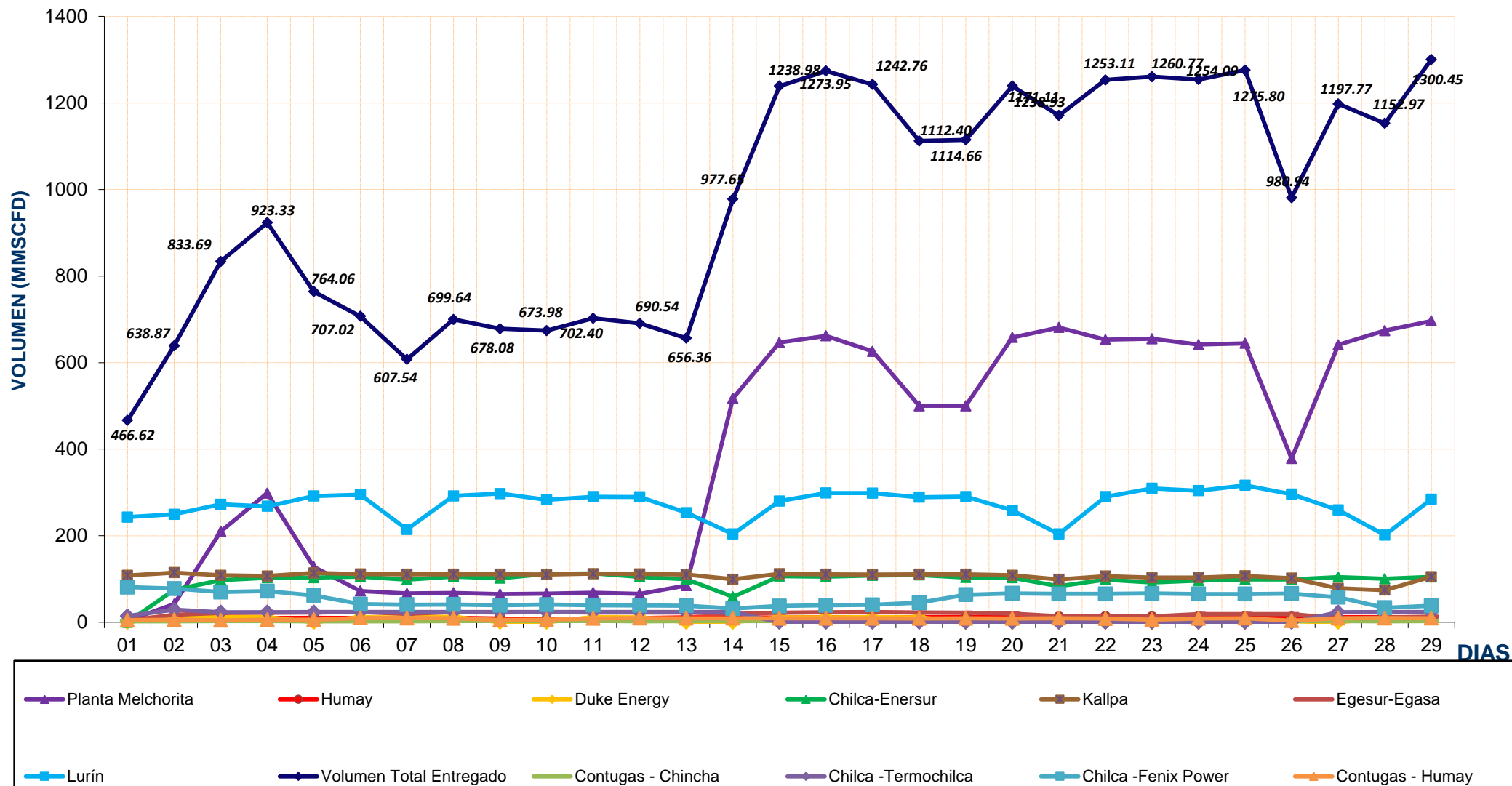
<p style="text-align: center;"> <b>REPORTE DIARIO DE LA OPERACIÓN* DE LOS SISTEMAS DE TRANSPORTE DE GAS NATURAL (GN) Y LÍQUIDOS DE GAS NATURAL (LGN)</b>  <b>CONCESIONARIO: TRANSPORTADORA DE GAS DEL PERU S.A.</b>  <b>PERIODO: Febrero 2016</b> </p>																
<p style="text-align: center;"> <b>Entregas del Sistema de Transporte de Gas Natural (MMSCFD<sup>1</sup>)</b> </p>															<p style="text-align: center;"> <b>Sistema de Transporte de Líquidos de Gas Natural (BPD<sup>2</sup>)</b> </p>	
Días	Ducto Principal PLNG			Ducto TGP										Total Volumen Entregado	Días	Volumen Bombeado Malvinas
	Chiquintirca	C.U.A	Planta Melchorita	Humay	Duke Energy	Enersur	Kallpa	Egasa / Egesur	Chincha - Contugas	Humay - Contugas	Chilca - Termochilca	Chilca - Fenix Power	Lurín			
01-feb-16	234.93	239.78	3.79	4.41	0.00	0.00	108.23	4.21	2.28	4.89	14.54	81.22	243.06	466.62	01-feb-16	13,862.00
02-feb-16	459.45	345.00	41.97	10.03	15.43	74.76	114.81	17.23	2.40	5.94	28.99	77.81	249.51	638.87	02-feb-16	63,278.00
03-feb-16	560.95	313.96	209.94	10.93	12.28	97.60	108.55	21.36	2.78	4.47	23.32	69.90	272.57	833.69	03-feb-16	78,226.00
04-feb-16	691.26	360.51	298.37	9.83	11.90	102.81	106.89	21.85	2.50	5.87	23.37	72.01	267.94	923.33	04-feb-16	82,858.00
05-feb-16	458.27	289.20	128.25	10.34	0.00	103.26	113.88	22.47	2.24	6.12	23.54	62.15	291.80	764.06	05-feb-16	67,745.00
06-feb-16	341.45	283.47	72.37	9.91	12.08	105.23	111.40	23.52	2.04	9.85	23.81	41.89	294.90	707.02	06-feb-16	58,659.00
07-feb-16	277.35	191.35	66.74	10.00	10.84	98.35	111.10	19.62	2.38	9.52	23.87	40.65	214.47	607.54	07-feb-16	66,846.00
08-feb-16	339.03	271.25	67.93	10.36	12.79	105.56	110.88	23.48	2.70	9.19	23.66	41.12	291.98	699.64	08-feb-16	61,534.00
09-feb-16	327.34	253.47	65.01	8.85	0.00	101.77	111.21	22.74	3.05	5.37	23.67	39.06	297.35	678.08	09-feb-16	61,762.00
10-feb-16	311.65	66.02	66.02	6.50	0.00	111.83	110.09	23.58	2.58	5.78	23.69	40.81	283.11	673.98	10-feb-16	59,365.00
11-feb-16	309.02	280.94	68.37	9.25	11.66	112.83	112.30	22.75	3.01	8.88	23.85	39.42	290.07	702.40	11-feb-16	61,007.00
12-feb-16	319.57	292.57	65.70	9.82	11.44	105.13	111.75	22.73	2.36	9.54	23.60	38.88	289.59	690.54	12-feb-16	69,072.00
13-feb-16	392.88	265.99	84.79	11.28	0.00	99.83	110.57	22.58	2.54	9.37	23.74	38.34	253.33	656.36	13-feb-16	83,386.00
14-feb-16	525.53	122.54	517.67	11.29	0.00	58.87	99.34	19.15	2.51	9.40	23.74	31.72	203.97	977.65	14-feb-16	80,471.00
15-feb-16	917.57	271.49	646.44	10.95	11.48	106.68	112.09	21.87	2.81	9.08	0.00	37.44	280.14	1238.98	15-feb-16	95,365.00
16-feb-16	951.97	296.42	661.68	11.70	11.44	105.26	110.91	23.23	2.83	9.07	0.00	39.14	298.69	1273.95	16-feb-16	100,916.00
17-feb-16	945.71	306.93	625.99	12.12	11.81	108.41	110.19	23.48	2.78	9.12	0.00	40.38	298.48	1242.76	17-feb-16	99,601.00
18-feb-16	845.20	298.51	500.05	12.12	11.46	109.29	110.90	22.54	3.19	8.71	0.00	45.16	288.98	1112.40	18-feb-16	97,698.00
19-feb-16	797.34	302.35	500.21	12.19	0.00	103.52	110.93	21.92	2.81	9.09	0.00	63.64	290.34	1114.66	19-feb-16	93,754.00
20-feb-16	876.89	266.48	657.97	12.13	0.00	103.04	108.54	19.89	3.00	8.89	0.00	66.92	258.55	1238.93	20-feb-16	100,160.00
21-feb-16	904.22	199.91	681.07	12.24	0.00	83.46	99.11	13.79	2.46	9.43	0.00	65.49	204.05	1171.11	21-feb-16	103,451.00
22-feb-16	942.75	287.32	653.00	12.84	0.00	98.24	106.75	14.69	3.46	8.43	0.00	65.55	290.14	1253.11	22-feb-16	100,674.00
23-feb-16	952.19	294.56	654.99	12.33	0.00	91.79	103.17	13.39	2.86	6.23	0.00	66.58	309.44	1260.77	23-feb-16	90,326.00
24-feb-16	948.40	300.14	641.63	12.42	0.00	96.31	103.47	19.03	3.08	8.82	0.00	65.18	304.16	1254.09	24-feb-16	106,137.00
25-feb-16	951.48	313.17	644.52	12.53	0.00	98.77	107.20	19.06	2.61	9.29	0.00	65.34	316.48	1275.80	25-feb-16	107,232.00
26-feb-16	713.30	289.79	378.40	11.68	2.19	99.23	101.88	18.64	2.86	3.72	0.00	66.42	295.92	980.94	26-feb-16	83,920.00
27-feb-16	872.04	253.42	640.96	12.09	0.00	104.64	78.50	9.39	2.57	9.32	23.30	57.66	259.33	1197.77	27-feb-16	98,474.00
28-feb-16	871.07	177.77	674.01	12.05	10.48	100.49	74.47	10.68	2.34	9.55	23.57	33.64	201.69	1152.97	28-feb-16	97,524.00
29-feb-16	927.05	276.61	696.23	11.74	11.91	104.71	105.35	12.73	2.57	9.33	23.45	38.02	284.42	1300.45	29-feb-16	98,179.00
<b>TOTAL</b>	<b>18,965.86</b>	<b>7,710.90</b>	<b>11,014.08</b>	<b>313.93</b>	<b>169.20</b>	<b>2,791.63</b>	<b>3,084.48</b>	<b>551.61</b>	<b>77.58</b>	<b>232.25</b>	<b>397.71</b>	<b>1,531.56</b>	<b>7,924.44</b>	<b>28,088.46</b>	<b>TOTAL</b>	<b>2,381,482.00</b>
<b>PROMEDIO</b>	<b>654.00</b>	<b>265.89</b>	<b>379.80</b>	<b>10.83</b>	<b>5.83</b>	<b>96.26</b>	<b>106.36</b>	<b>19.02</b>	<b>2.68</b>	<b>8.01</b>	<b>13.71</b>	<b>52.81</b>	<b>273.26</b>	<b>968.57</b>	<b>PROMEDIO</b>	<b>82,120.07</b>

(\*) Los datos de volúmenes de Gas Natural y Líquidos de Gas Natural son operativos y no necesariamente coinciden con datos fiscalizados.

<sup>1</sup> MMSCFD: Millones de Pies Cúbicos Estandar por Día

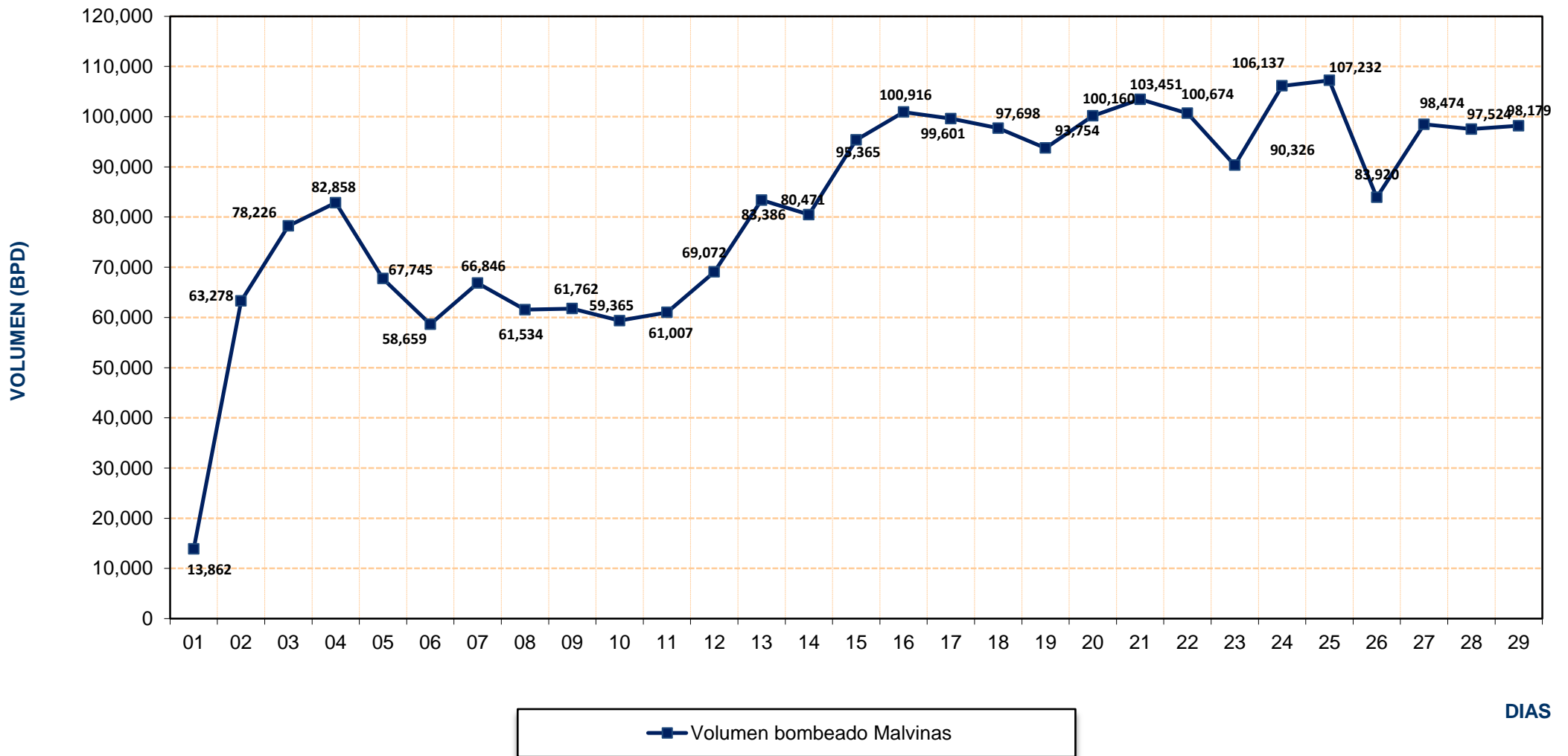
<sup>2</sup> BPD: Barriles Por Día

## REPORTE OPERATIVO\* DEL SISTEMA DE TRANSPORTE DE GAS NATURAL (GN) DURANTE FEBRERO 2016



\* Los valores podría diferir del Volumen Fiscalizado.

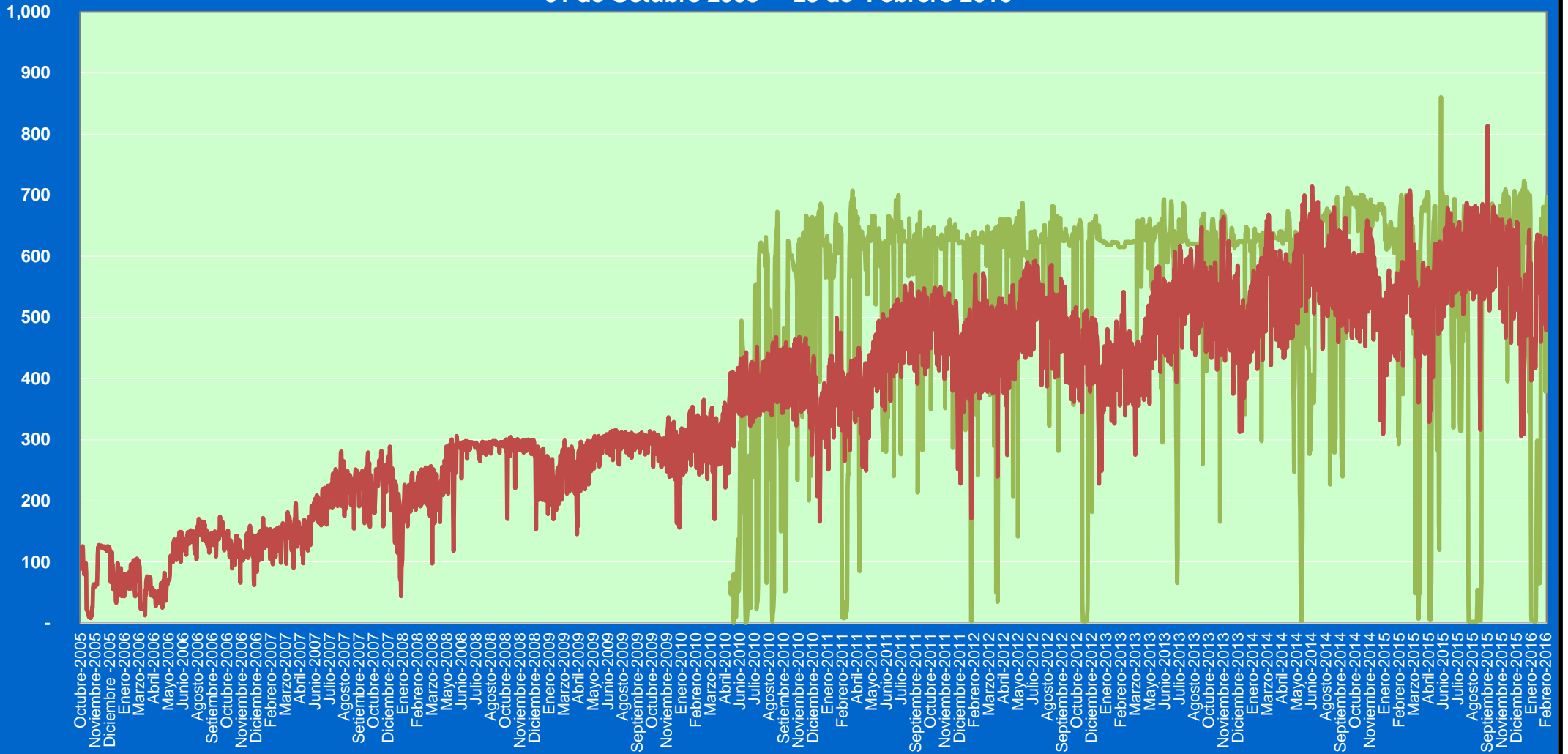
## REPORTE OPERATIVO\* DEL SISTEMA DE TRANSPORTE DE LÍQUIDOS DE GAS NATURAL (LGN) DURANTE FEBRERO 2016



\* Los valores podría diferir del Volumen Fiscalizado.

Volumen  
(MMSCFD)

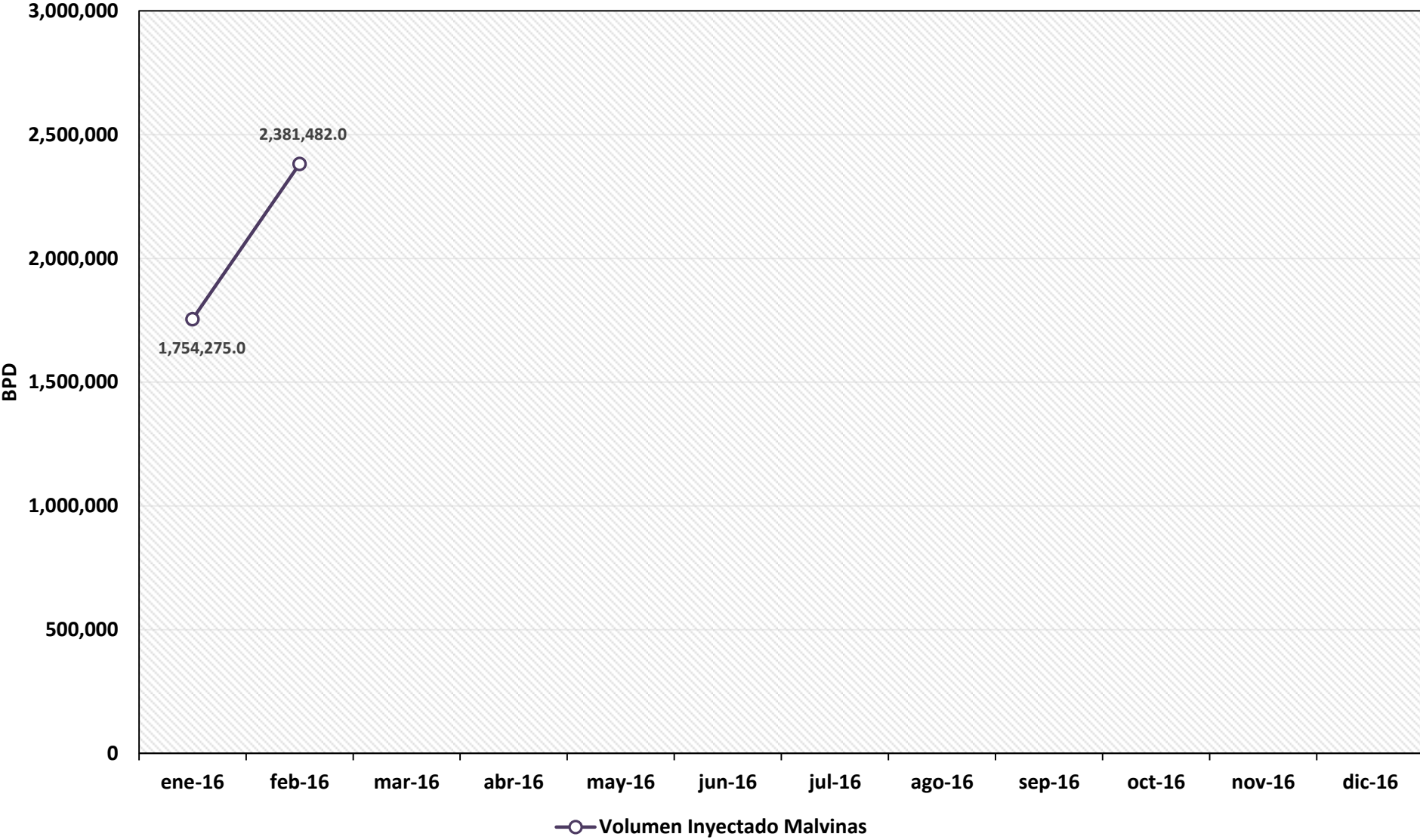
### Volumen de Gas Natural entregado diariamente por TGP en millones de pies cúbicos diarios (MMSCFD) 01 de Octubre 2005 - 29 de Febrero 2016



— Planta Melchorita — B.O.O.T



# REPORTE MENSUAL DE VOLUMENES ENTREGADOS EN EL SISTEMA DE TRANSPORTE DE LIQUIDOS DE GAS NATURAL (LGN) DURANTE EL 2016



**VOLUMEN PROMEDIO DIARIO DE LÍQUIDOS DE GAS NATURAL TRANSPORTADO POR TGP EN  
BARRILES POR DÍA (BPD)  
Enero 2010 - Febrero 2016**

