

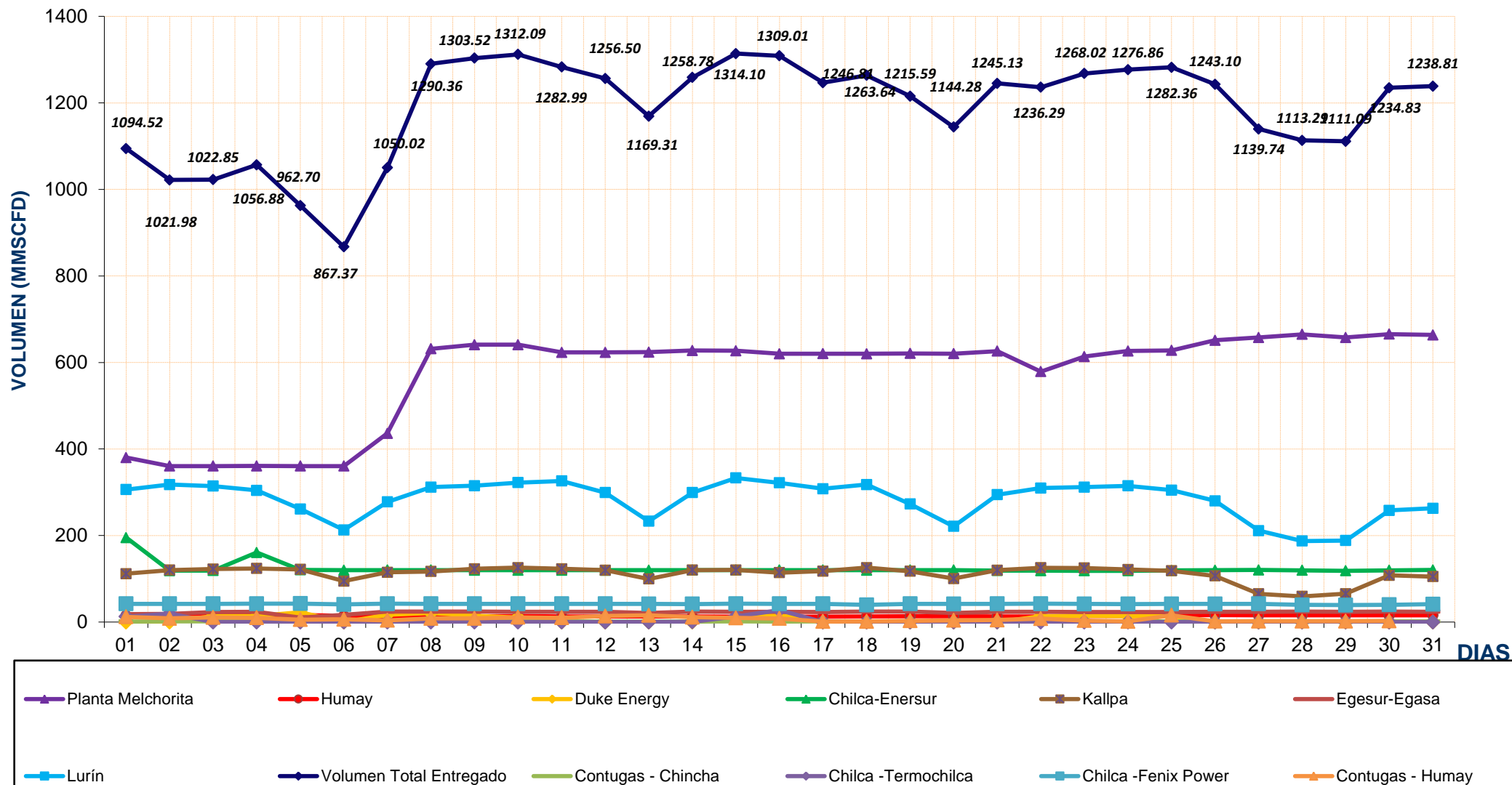
REPORTE DIARIO DE LA OPERACIÓN* DE LOS SISTEMAS DE TRANSPORTE DE GAS NATURAL (GN) Y LÍQUIDOS DE GAS NATURAL (LGN)																
CONCESIONARIO: TRANSPORTADORA DE GAS DEL PERU S.A.																
PERIODO: Julio 2014																
Entregas del Sistema de Transporte de Gas Natural (MMSCFD¹)															Sistema de Transporte de Líquidos de Gas Natural (BPD²)	
Días	Ducto Principal PLNG			Ducto TGP										Total Volumen Entregado	Días	Volumen Bombeado Malvinas
	Chiquintirca	C.U.A	Planta Melchorita	Humay	Duke Energy	Enersur	Kallpa	Egasa / Egesur	Chincha - Contugas	Humay - Contugas	Chilca - Termochilca	Chilca - Fenix Power	Lurín			
01-jul-14	690.30	294.80	380.24	14.60	0.00	195.19	111.82	18.33	1.39	11.90	12.64	42.07	306.33	1094.52	01-jul-14	96,191.00
02-jul-14	675.35	312.58	360.60	14.36	0.00	118.76	120.05	18.84	1.43	8.55	19.40	42.25	317.74	1021.98	02-jul-14	97,439.00
03-jul-14	665.52	304.94	360.56	14.65	14.28	119.16	122.55	23.19	1.41	10.59	0.00	42.03	314.41	1022.85	03-jul-14	103,176.00
04-jul-14	659.03	297.67	360.90	15.45	13.97	160.80	123.96	23.82	1.49	9.89	0.00	42.31	304.28	1056.88	04-jul-14	102,384.00
05-jul-14	624.58	270.59	360.48	15.97	22.62	120.64	121.64	10.51	1.28	5.65	0.00	42.59	261.31	962.70	05-jul-14	88,548.00
06-jul-14	560.26	166.33	360.50	14.42	0.00	119.98	94.63	16.60	1.03	6.36	0.00	40.89	212.97	867.37	06-jul-14	101,874.00
07-jul-14	627.96	266.63	436.08	12.53	16.75	120.23	115.15	24.05	1.28	3.88	0.00	42.31	277.77	1050.02	07-jul-14	99,894.00
08-jul-14	917.11	336.00	631.79	12.39	20.89	120.18	116.88	24.06	1.42	8.62	0.00	42.24	311.91	1290.36	08-jul-14	107,042.00
09-jul-14	948.50	344.10	641.12	12.92	14.81	119.86	123.13	24.11	1.57	8.62	0.00	42.24	315.14	1303.52	09-jul-14	91,246.00
10-jul-14	941.84	331.70	640.97	14.12	10.35	119.98	125.72	23.77	1.51	11.05	0.00	42.26	322.36	1312.09	10-jul-14	114,225.00
11-jul-14	948.70	335.15	623.42	13.14	0.00	119.94	123.05	23.82	1.42	9.83	0.00	42.18	326.19	1282.99	11-jul-14	102,695.00
12-jul-14	948.19	320.21	623.21	13.14	0.00	119.98	119.74	23.93	1.35	13.82	0.00	42.14	299.19	1256.50	12-jul-14	101,254.00
13-jul-14	826.17	240.10	623.95	13.16	0.00	119.75	99.69	20.92	1.24	15.60	0.00	41.92	233.07	1169.31	13-jul-14	91,362.00
14-jul-14	948.69	312.87	627.68	12.77	0.00	120.16	120.09	24.20	1.39	11.16	0.41	41.66	299.26	1258.78	14-jul-14	99,818.00
15-jul-14	953.37	350.38	627.16	12.28	11.34	120.00	120.34	23.81	1.41	9.49	12.86	42.29	333.11	1314.10	15-jul-14	102,087.00
16-jul-14	961.70	356.43	620.04	12.41	17.62	120.17	114.25	23.61	1.03	8.14	27.59	42.17	321.98	1309.01	16-jul-14	104,121.00
17-jul-14	960.12	328.21	620.41	12.35	0.00	120.05	117.59	23.44	1.50	1.16	0.00	42.09	308.23	1246.81	17-jul-14	103,508.00
18-jul-14	960.43	332.17	620.11	13.16	0.00	119.80	125.80	24.20	1.50	1.59	0.00	39.59	317.90	1263.64	18-jul-14	103,466.00
19-jul-14	959.80	303.11	620.87	13.37	0.00	120.07	117.55	24.18	1.52	2.82	0.00	42.27	272.94	1215.59	19-jul-14	106,760.00
20-jul-14	951.76	241.74	620.28	13.50	0.00	120.23	100.55	21.06	1.38	3.99	0.01	41.91	221.37	1144.28	20-jul-14	107,321.00
21-jul-14	791.77	304.40	626.21	13.15	0.00	119.06	119.75	23.85	1.61	4.85	0.00	42.26	294.40	1245.13	21-jul-14	72,585.00
22-jul-14	872.22	318.73	579.01	13.03	13.56	118.76	125.59	23.96	2.36	7.88	0.00	42.30	309.86	1236.29	22-jul-14	105,831.00
23-jul-14	956.31	338.65	613.77	14.18	14.71	118.61	124.90	23.04	1.76	3.30	0.00	41.83	311.90	1268.02	23-jul-14	106,402.00
24-jul-14	962.79	333.52	626.52	14.23	13.46	118.63	121.40	22.99	1.55	1.41	0.00	41.73	314.94	1276.86	24-jul-14	106,402.00
25-jul-14	965.13	326.46	627.91	15.85	13.50	119.33	118.45	23.07	1.62	15.85	0.00	41.88	304.89	1282.36	25-jul-14	108,377.00
26-jul-14	965.17	289.04	651.25	15.97	0.00	119.74	106.77	23.84	1.61	1.90	0.00	41.74	280.28	1243.10	26-jul-14	107,770.00
27-jul-14	948.13	215.63	657.87	15.64	0.00	120.49	65.40	23.51	1.32	2.12	0.00	42.04	211.35	1139.74	27-jul-14	103,996.00
28-jul-14	912.64	161.73	665.04	15.64	0.00	119.61	59.48	24.02	0.32	2.12	0.00	39.82	187.24	1113.29	28-jul-14	106,201.00
29-jul-14	824.16	135.68	657.74	15.50	0.00	118.46	65.49	23.97	0.34	2.12	0.00	39.12	188.35	1111.09	29-jul-14	102,170.00
30-jul-14	868.21	225.82	665.60	15.58	0.00	119.48	108.04	24.00	1.43	2.58	0.00	39.92	258.20	1234.83	30-jul-14	107,655.00
31-jul-14	900.12	231.46	663.56	15.91	0.00	120.43	105.08	23.98	1.49	3.96	0.00	41.44	262.96	1238.81	31-jul-14	106,991.00
TOTAL	26,696.01	8,926.81	17,794.83	435.39	197.86	3,827.55	3,454.53	700.67	42.96	210.81	72.92	1,293.49	8,801.82	36,832.82	TOTAL	3,158,791.00
PROMEDIO	861.16	287.96	574.03	14.04	6.38	123.47	111.44	22.60	1.39	6.80	2.35	41.73	283.93	1,188.16	PROMEDIO	101,896.48

(*) Los datos de volúmenes de Gas Natural y Líquidos de Gas Natural son operativos y no necesariamente coinciden con datos fiscalizados.

¹ MMSCFD: Millones de Pies Cúbicos Estandar por Día

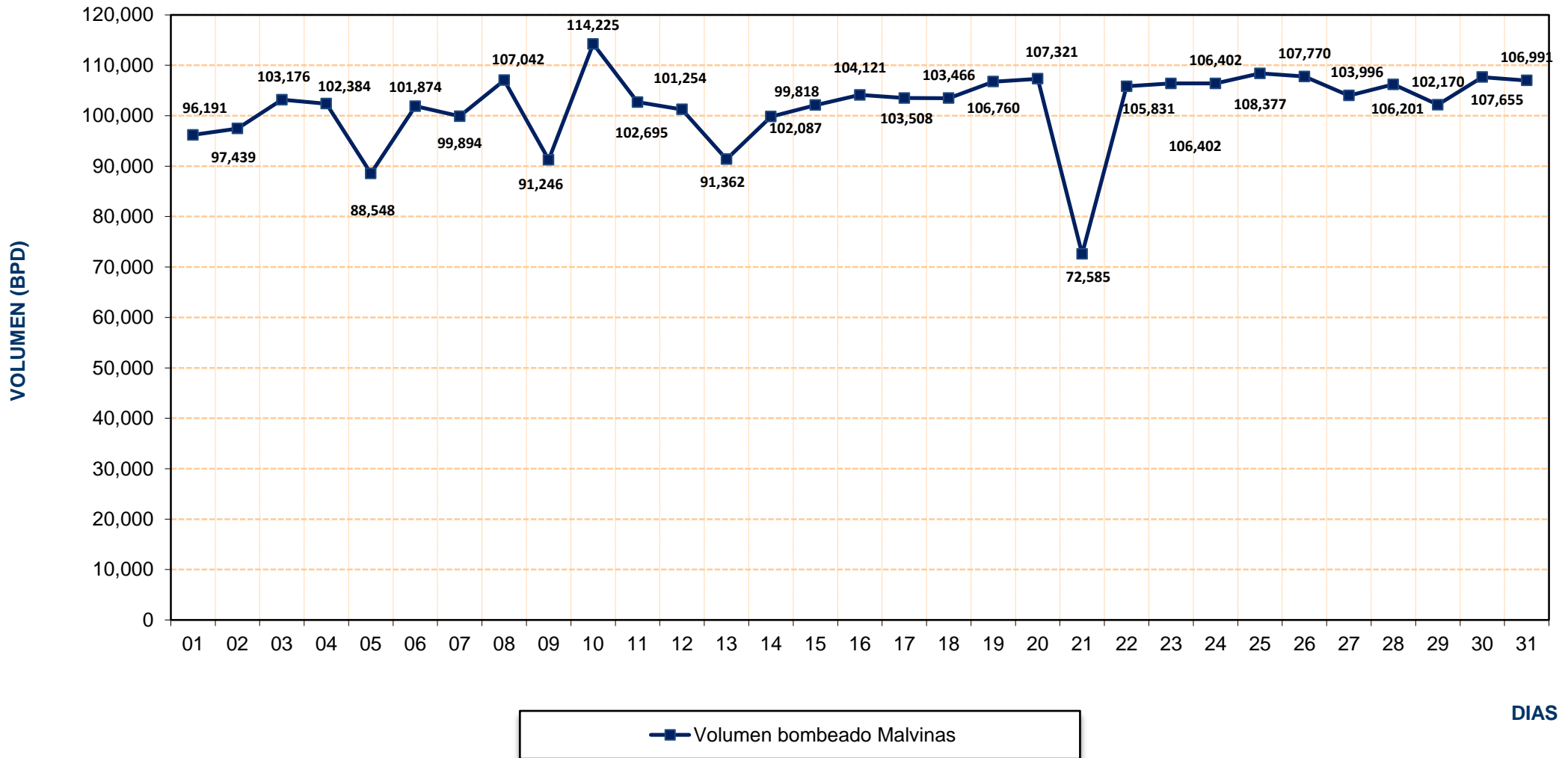
² BPD: Barriles Por Día

REPORTE OPERATIVO* DEL SISTEMA DE TRANSPORTE DE GAS NATURAL (GN) DURANTE JULIO 2014



* Los valores podría diferir del Volumen Fiscalizado.

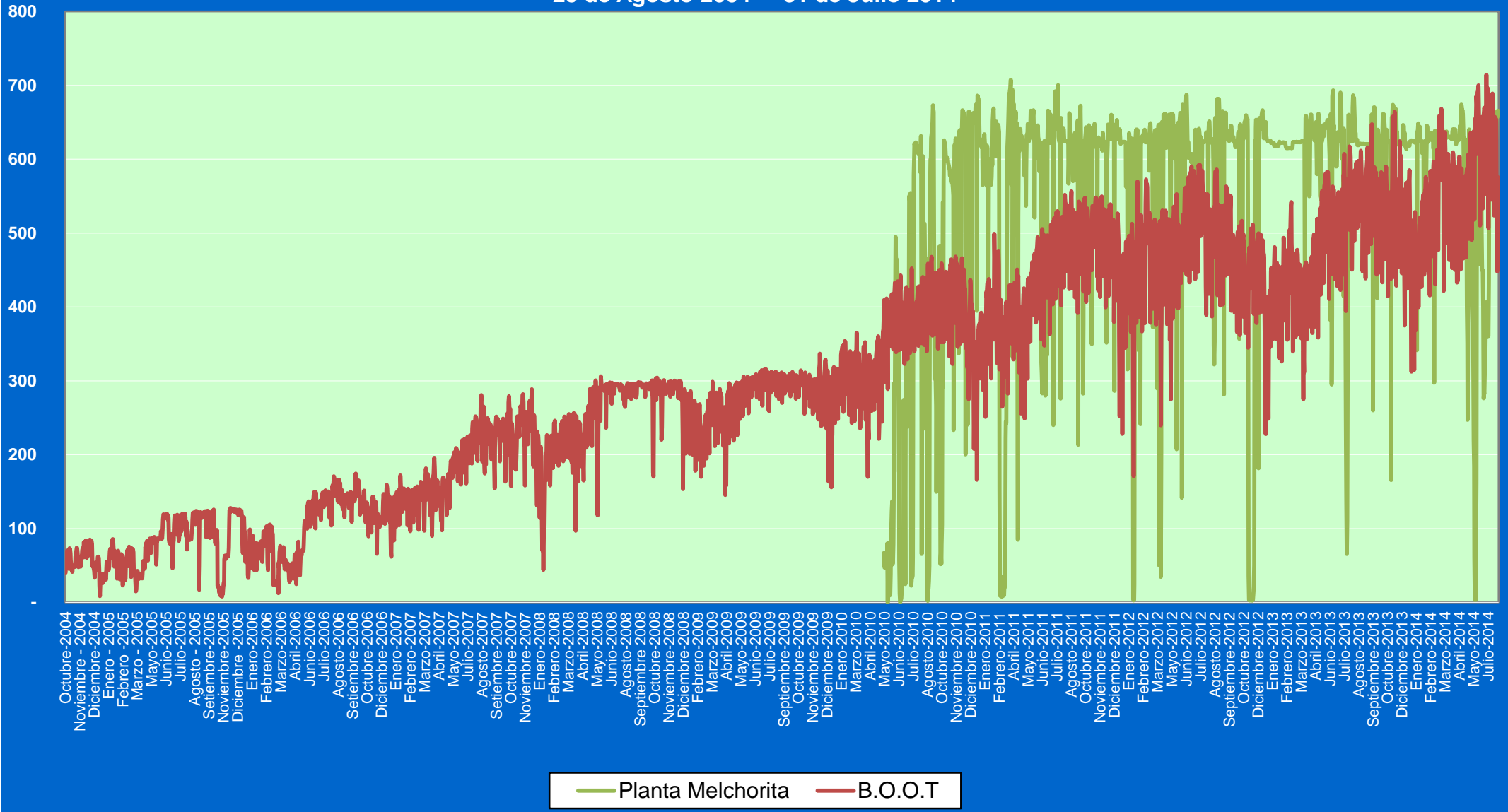
REPORTE OPERATIVO* DEL SISTEMA DE TRANSPORTE DE LÍQUIDOS DE GAS NATURAL (LGN) DURANTE JULIO 2014



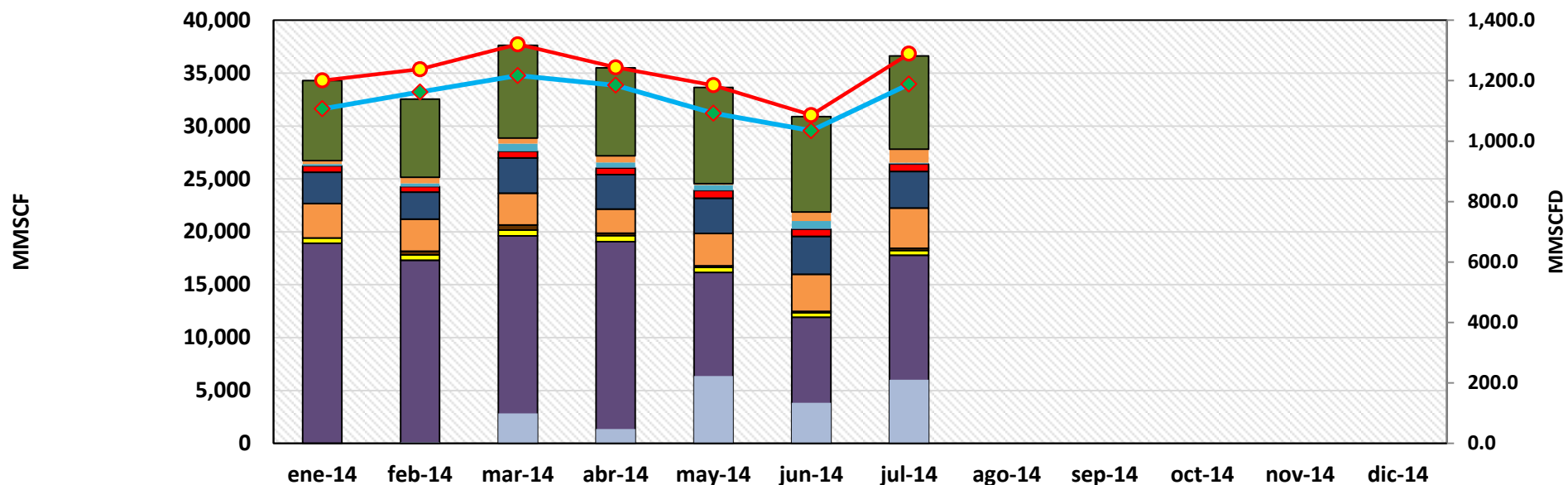
* Los valores podría diferir del Volumen Fiscalizado.

Volumen
(MMSCFD)

Volumen de Gas Natural entregado diariamente por TGP en millones de pies cúbicos diarios (MMSCFD) 25 de Agosto 2004 - 31 de Julio 2014

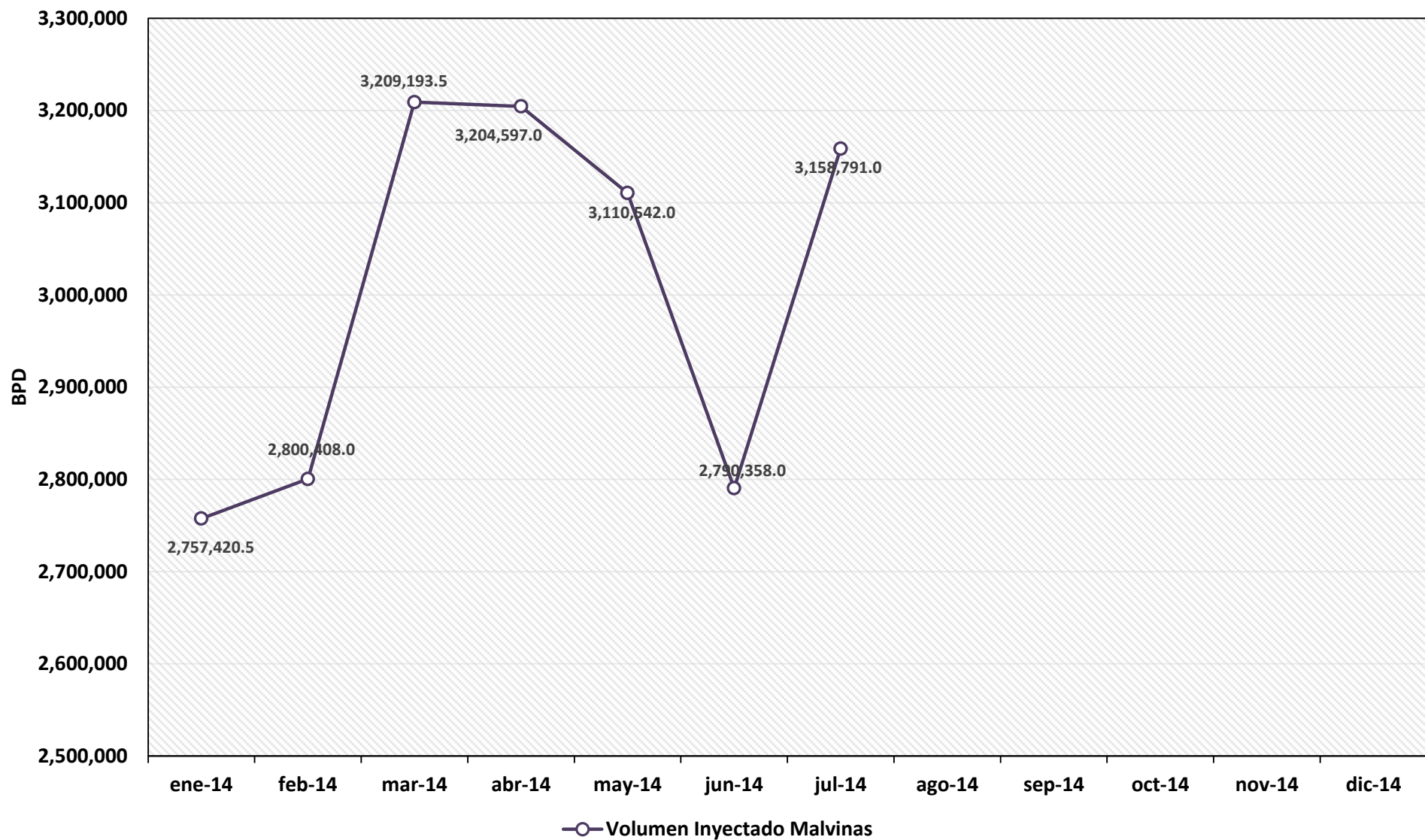


REPORTE MENSUAL DE VOLUMENES ENTREGADOS EN EL SISTEMA DE TRANSPORTE DE GAS NATURAL (GN) DURANTE EL 2014



	ene-14	feb-14	mar-14	abr-14	may-14	jun-14	jul-14	ago-14	sep-14	oct-14	nov-14	dic-14
Lurín	7,579.6	7,383.3	8,746.2	8,304.8	9,087.7	9,028.1	8,801.8					
Chilca - Fenix Power	328.5	590.7	539.2	623.9	129.4	854.9	1,293.5					
Chilca -Termochilca	169.1	278.1	721.8	492.9	489.0	726.9	72.9					
Contugas - Chincha	2.2	4.7	12.8	32.8	38.0	36.6	43.0					
Egesur-Egasa	587.1	525.4	610.4	645.7	708.1	689.6	700.7					
Kallpa	2,963.4	2,560.7	3,343.8	3,242.9	3,327.1	3,582.6	3,454.5					
Chilca-Energur	3,251.2	3,030.7	3,003.6	2,276.5	3,074.7	3,492.5	3,827.5					
Duke Energy	0.0	359.0	466.6	241.8	151.8	137.4	197.9					
Humay	510.7	498.4	558.3	573.0	464.0	421.4	435.4					
Planta Melchorita	18,912.5	17,307.8	19,614.7	19,057.4	16,163.6	11,928.6	17,794.8					
Contugas - Chincha	0.0	4.1	99.5	47.1	222.6	134.3	210.8					
Total Transportado GN	34,304.2	35,368.0	37,716.9	35,538.9	33,856.1	31,032.9	36,832.8					
Promedio Total Transportado (MMSCFD)	1,106.59	1,162.24	1,216.67	1,184.63	1,092.13	1,034.43	1,188.16					

REPORTE MENSUAL DE VOLUMENES ENTREGADOS EN EL SISTEMA DE TRANSPORTE DE LIQUIDOS DE GAS NATURAL (LGN) DURANTE EL 2014



VOLUMEN PROMEDIO DIARIO DE LÍQUIDOS DE GAS NATURAL TRANSPORTADO POR TGP EN BARRILES POR DÍA (BPD)

Agosto 2004 - Julio 2014

