

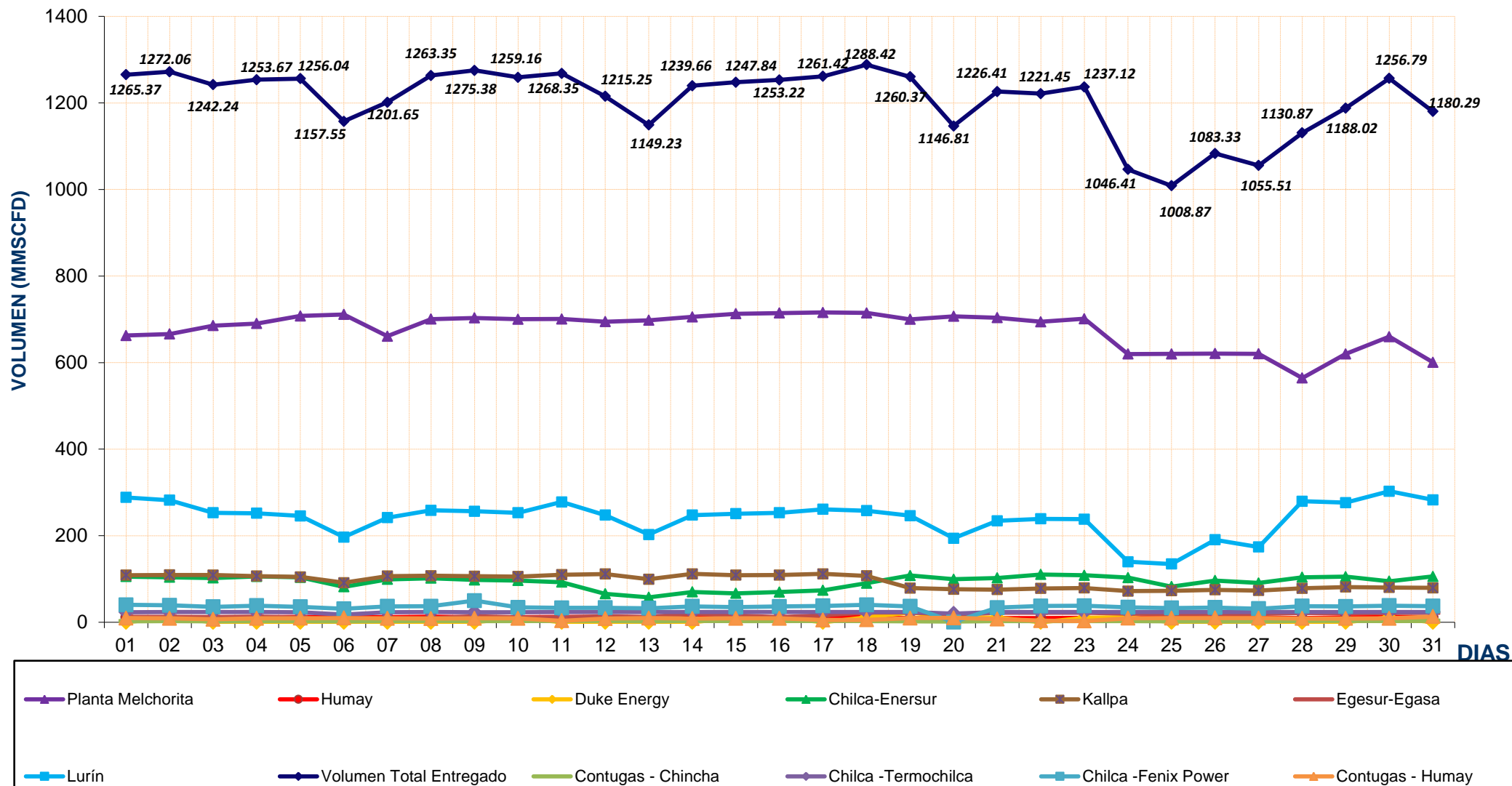
| REPORTES DIARIOS DE LA OPERACIÓN* DE LOS SISTEMAS DE TRANSPORTE DE GAS NATURAL (GN) Y LÍQUIDOS DE GAS NATURAL (LGN) | | | | | | | | | | | | | | | | |
|--|----------------------|-----------------|-------------------|---------------|---------------|-----------------|-----------------|----------------|--------------------|------------------|----------------------|----------------------|-----------------|-------------------------|---|---------------------------|
| CONCESIONARIO: TRANSPORTADORA DE GAS DEL PERU S.A. | | | | | | | | | | | | | | | | |
| PERIODO: Marzo 2016 | | | | | | | | | | | | | | | | |
| Entregas del Sistema de Transporte de Gas Natural (MMSCFD¹) | | | | | | | | | | | | | | | Sistema de Transporte de Líquidos de Gas Natural (BPD²) | |
| Días | Ducto Principal PLNG | | | Ducto TGP | | | | | | | | | | Total Volumen Entregado | Días | Volumen Bombeado Malvinas |
| | Chiquintirca | C.U.A | Planta Melchorita | Humay | Duke Energy | Enersur | Kallpa | Egasa / Egesur | Chincha - Contugas | Humay - Contugas | Chilca - Termochilca | Chilca - Fenix Power | Lurín | | | |
| 01-mar-16 | 919.45 | 294.46 | 662.73 | 11.79 | 0.00 | 105.61 | 108.75 | 12.66 | 2.29 | 9.60 | 23.25 | 40.17 | 288.52 | 1265.37 | 01-mar-16 | 99,733.00 |
| 02-mar-16 | 963.72 | 293.23 | 665.97 | 12.02 | 11.43 | 103.95 | 109.41 | 12.55 | 2.80 | 9.03 | 23.61 | 39.21 | 282.07 | 1272.06 | 02-mar-16 | 95,582.00 |
| 03-mar-16 | 960.57 | 254.78 | 685.58 | 12.06 | 0.00 | 102.33 | 109.05 | 12.02 | 2.04 | 7.02 | 23.45 | 35.66 | 253.02 | 1242.24 | 03-mar-16 | 105,229.00 |
| 04-mar-16 | 949.58 | 261.55 | 690.43 | 12.04 | 0.00 | 105.93 | 106.70 | 12.89 | 2.94 | 8.95 | 23.61 | 38.29 | 251.89 | 1253.67 | 04-mar-16 | 96,328.50 |
| 05-mar-16 | 952.37 | 239.67 | 707.68 | 12.19 | 0.00 | 103.64 | 104.92 | 10.99 | 2.52 | 9.37 | 23.29 | 35.74 | 245.71 | 1256.04 | 05-mar-16 | 102,077.50 |
| 06-mar-16 | 907.06 | 159.55 | 711.17 | 11.60 | 0.00 | 82.01 | 91.23 | 4.11 | 1.97 | 9.91 | 17.79 | 31.08 | 196.68 | 1157.55 | 06-mar-16 | 101,261.00 |
| 07-mar-16 | 917.86 | 229.65 | 661.10 | 11.93 | 0.00 | 99.26 | 106.56 | 9.11 | 2.72 | 9.18 | 23.35 | 36.70 | 241.76 | 1201.65 | 07-mar-16 | 100,019.00 |
| 08-mar-16 | 931.55 | 249.61 | 700.41 | 13.10 | 0.00 | 101.94 | 107.55 | 9.19 | 3.37 | 8.53 | 23.58 | 37.12 | 258.57 | 1263.35 | 08-mar-16 | 95,364.00 |
| 09-mar-16 | 952.62 | 243.44 | 703.20 | 12.12 | 0.00 | 97.90 | 106.53 | 13.90 | 2.91 | 8.98 | 23.37 | 49.97 | 256.50 | 1275.38 | 09-mar-16 | 95,449.00 |
| 10-mar-16 | 951.53 | 244.37 | 700.33 | 12.07 | 10.67 | 96.42 | 105.74 | 11.08 | 2.71 | 9.18 | 23.40 | 34.46 | 253.09 | 1259.16 | 10-mar-16 | 105,261.00 |
| 11-mar-16 | 952.54 | 258.88 | 700.78 | 12.31 | 0.00 | 92.60 | 110.01 | 11.25 | 3.26 | 3.34 | 23.66 | 33.17 | 277.97 | 1268.35 | 11-mar-16 | 109,079.00 |
| 12-mar-16 | 934.89 | 223.51 | 694.64 | 12.29 | 0.00 | 65.70 | 111.47 | 14.08 | 3.40 | 8.50 | 23.83 | 33.64 | 247.72 | 1215.25 | 12-mar-16 | 97,283.00 |
| 13-mar-16 | 840.35 | 117.22 | 697.91 | 11.94 | 0.00 | 57.70 | 99.38 | 11.70 | 2.21 | 9.69 | 23.64 | 32.39 | 202.67 | 1149.23 | 13-mar-16 | 102,332.00 |
| 14-mar-16 | 905.16 | 209.27 | 705.60 | 11.92 | 0.00 | 70.22 | 111.68 | 20.46 | 3.47 | 8.42 | 23.50 | 36.90 | 247.49 | 1239.66 | 14-mar-16 | 102,159.50 |
| 15-mar-16 | 937.31 | 230.24 | 712.77 | 11.58 | 11.01 | 66.90 | 108.76 | 15.49 | 2.93 | 8.96 | 23.63 | 34.87 | 250.93 | 1247.84 | 15-mar-16 | 102,106.00 |
| 16-mar-16 | 935.44 | 228.04 | 714.64 | 11.13 | 11.29 | 69.83 | 109.24 | 12.11 | 2.78 | 9.11 | 23.61 | 36.48 | 253.00 | 1253.22 | 16-mar-16 | 82,750.00 |
| 17-mar-16 | 931.25 | 234.07 | 715.72 | 12.73 | 0.00 | 73.93 | 111.91 | 16.31 | 3.07 | 5.29 | 23.73 | 37.72 | 261.02 | 1261.42 | 17-mar-16 | 112,583.00 |
| 18-mar-16 | 910.28 | 267.16 | 714.66 | 12.33 | 11.49 | 90.32 | 107.21 | 22.48 | 2.82 | 5.54 | 23.59 | 40.18 | 257.79 | 1288.42 | 18-mar-16 | 87,856.00 |
| 19-mar-16 | 962.96 | 245.35 | 699.86 | 9.79 | 22.75 | 108.07 | 78.92 | 22.52 | 2.42 | 9.49 | 23.55 | 36.80 | 246.19 | 1260.37 | 19-mar-16 | 87,602.00 |
| 20-mar-16 | 952.11 | 159.16 | 706.92 | 9.70 | 10.85 | 99.30 | 76.38 | 17.14 | 1.80 | 10.09 | 20.08 | 0.57 | 193.99 | 1146.81 | 20-mar-16 | 93,808.00 |
| 21-mar-16 | 941.06 | 222.18 | 703.76 | 9.47 | 11.03 | 102.52 | 75.51 | 21.91 | 2.63 | 7.50 | 23.81 | 33.72 | 234.53 | 1226.41 | 21-mar-16 | 86,076.00 |
| 22-mar-16 | 933.17 | 225.29 | 694.21 | 9.73 | 0.00 | 110.39 | 78.18 | 22.10 | 2.80 | 3.79 | 23.59 | 37.66 | 239.00 | 1221.45 | 22-mar-16 | 85,923.00 |
| 23-mar-16 | 914.39 | 221.27 | 701.41 | 10.01 | 10.33 | 108.44 | 79.21 | 22.32 | 2.77 | 2.77 | 23.64 | 38.07 | 238.15 | 1237.12 | 23-mar-16 | 87,506.00 |
| 24-mar-16 | 589.67 | 154.54 | 619.96 | 9.71 | 11.77 | 103.09 | 71.89 | 20.22 | 2.69 | 9.20 | 23.61 | 34.57 | 139.70 | 1046.41 | 24-mar-16 | 47,679.00 |
| 25-mar-16 | 822.15 | 138.25 | 620.07 | 11.06 | 0.00 | 82.57 | 72.68 | 19.21 | 2.24 | 9.66 | 23.57 | 33.08 | 134.74 | 1008.87 | 25-mar-16 | 91,645.00 |
| 26-mar-16 | 883.76 | 204.09 | 620.92 | 10.95 | 0.00 | 96.48 | 74.88 | 20.19 | 2.13 | 9.74 | 23.52 | 34.02 | 190.50 | 1083.33 | 26-mar-16 | 86,843.00 |
| 27-mar-16 | 760.28 | 178.63 | 620.28 | 10.72 | 0.00 | 90.78 | 73.39 | 19.45 | 2.35 | 9.55 | 23.72 | 31.28 | 173.99 | 1055.51 | 27-mar-16 | 85,078.00 |
| 28-mar-16 | 807.39 | 279.20 | 564.44 | 9.81 | 0.00 | 103.92 | 78.42 | 21.80 | 3.18 | 8.72 | 23.81 | 37.24 | 279.53 | 1130.87 | 28-mar-16 | 79,411.00 |
| 29-mar-16 | 951.80 | 284.10 | 620.21 | 11.17 | 0.00 | 105.46 | 81.47 | 21.16 | 3.11 | 8.78 | 23.78 | 36.37 | 276.50 | 1188.02 | 29-mar-16 | 95,288.00 |
| 30-mar-16 | 962.53 | 289.77 | 660.02 | 11.87 | 11.49 | 94.92 | 80.25 | 21.33 | 2.77 | 9.13 | 23.86 | 38.47 | 302.69 | 1256.79 | 30-mar-16 | 98,217.00 |
| 31-mar-16 | 823.89 | 281.26 | 600.80 | 11.85 | 0.00 | 105.75 | 79.45 | 21.93 | 3.43 | 13.12 | 23.64 | 37.40 | 282.92 | 1180.29 | 31-mar-16 | 96,163.00 |
| TOTAL | 28,058.71 | 7,121.79 | 20,978.20 | 352.97 | 134.11 | 2,897.89 | 2,926.73 | 503.66 | 84.54 | 260.13 | 722.08 | 1,092.99 | 7,458.81 | 37,412.11 | TOTAL | 2,913,691.50 |
| PROMEDIO | 905.12 | 229.74 | 676.72 | 11.39 | 4.33 | 93.48 | 94.41 | 16.25 | 2.73 | 8.39 | 23.29 | 35.26 | 240.61 | 1,206.84 | PROMEDIO | 93,990.05 |

(*) Los datos de volúmenes de Gas Natural y Líquidos de Gas Natural son operativos y no necesariamente coinciden con datos fiscalizados.

¹ MMSCFD: Millones de Pies Cubicos Estandar por Día

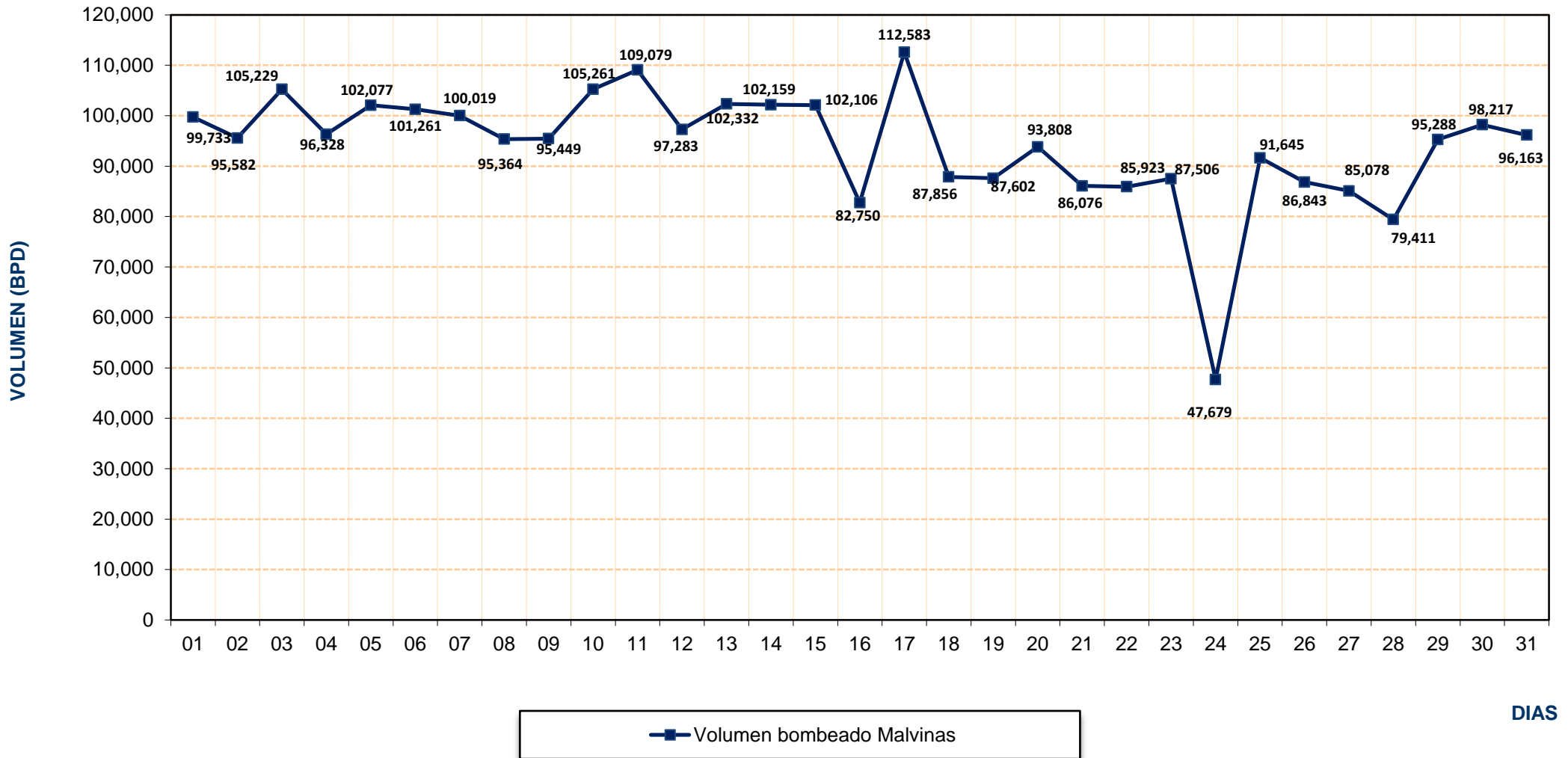
² BPD: Barriles Por Día

REPORTE OPERATIVO* DEL SISTEMA DE TRANSPORTE DE GAS NATURAL (GN) DURANTE MARZO 2016



* Los valores podría diferir del Volumen Fiscalizado.

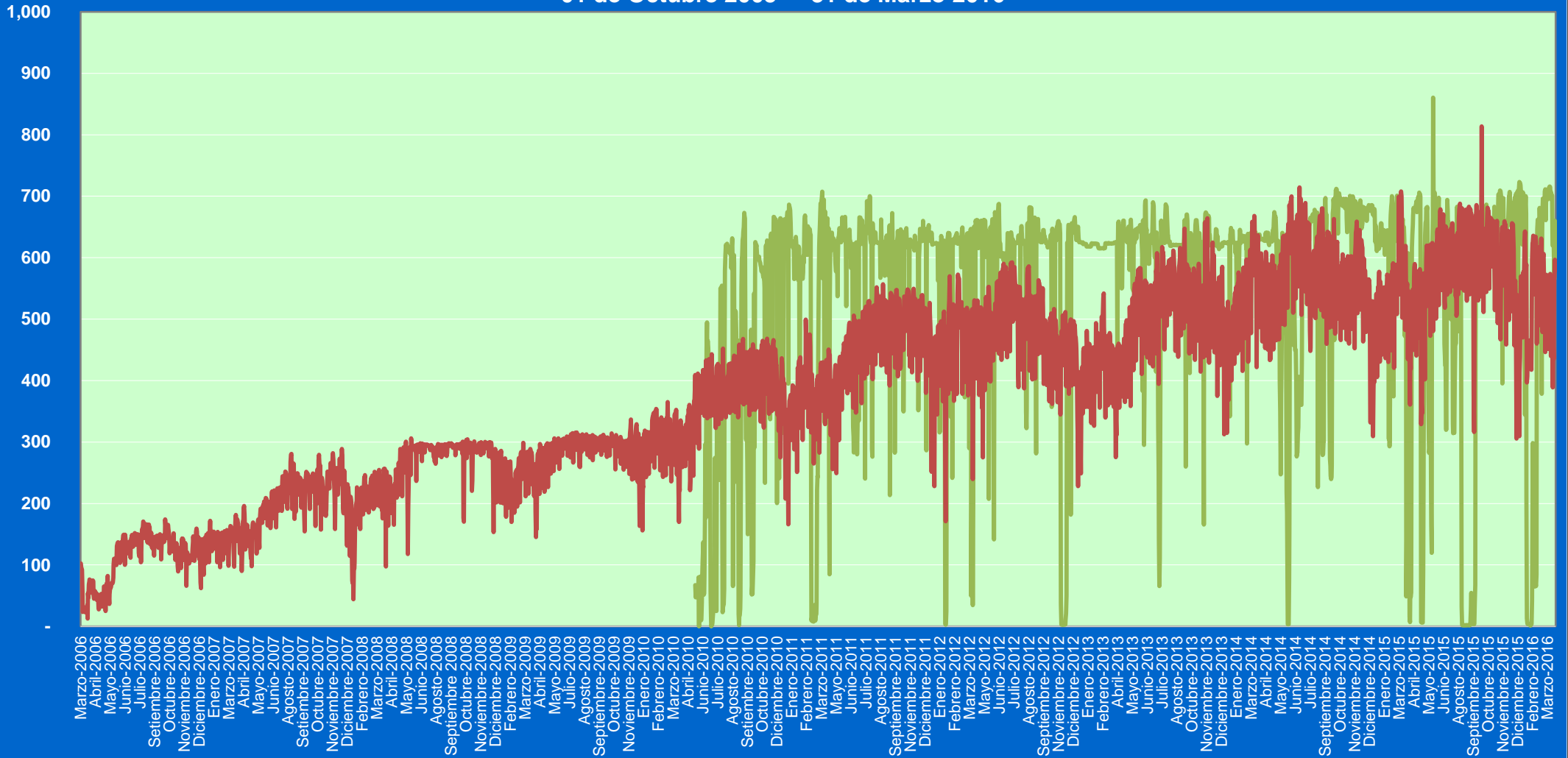
REPORTE OPERATIVO* DEL SISTEMA DE TRANSPORTE DE LÍQUIDOS DE GAS NATURAL (LGN) DURANTE MARZO 2016



* Los valores podría diferir del Volumen Fiscalizado.

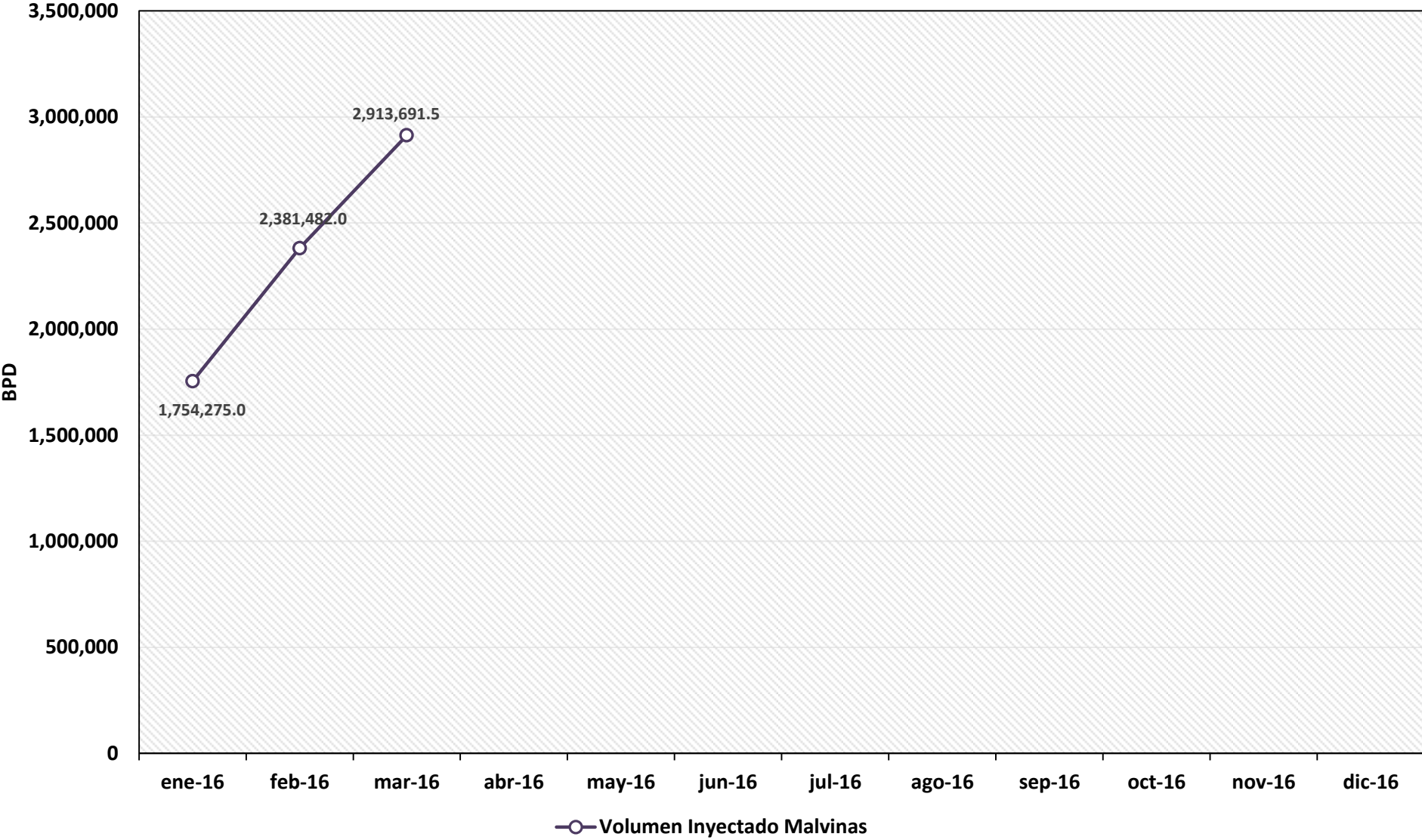
Volumen
(MMSCFD)

Volumen de Gas Natural entregado diariamente por TGP en millones de pies cúbicos diarios (MMSCFD) 01 de Octubre 2005 - 31 de Marzo 2016



— Planta Melchorita — B.O.O.T

REPORTE MENSUAL DE VOLUMENES ENTREGADOS EN EL SISTEMA DE TRANSPORTE DE LIQUIDOS DE GAS NATURAL (LGN) DURANTE EL 2016



**VOLUMEN PROMEDIO DIARIO DE LÍQUIDOS DE GAS NATURAL TRANSPORTADO POR TGP EN
BARRILES POR DÍA (BPD)
Enero 2010 - Marzo 2016**

