

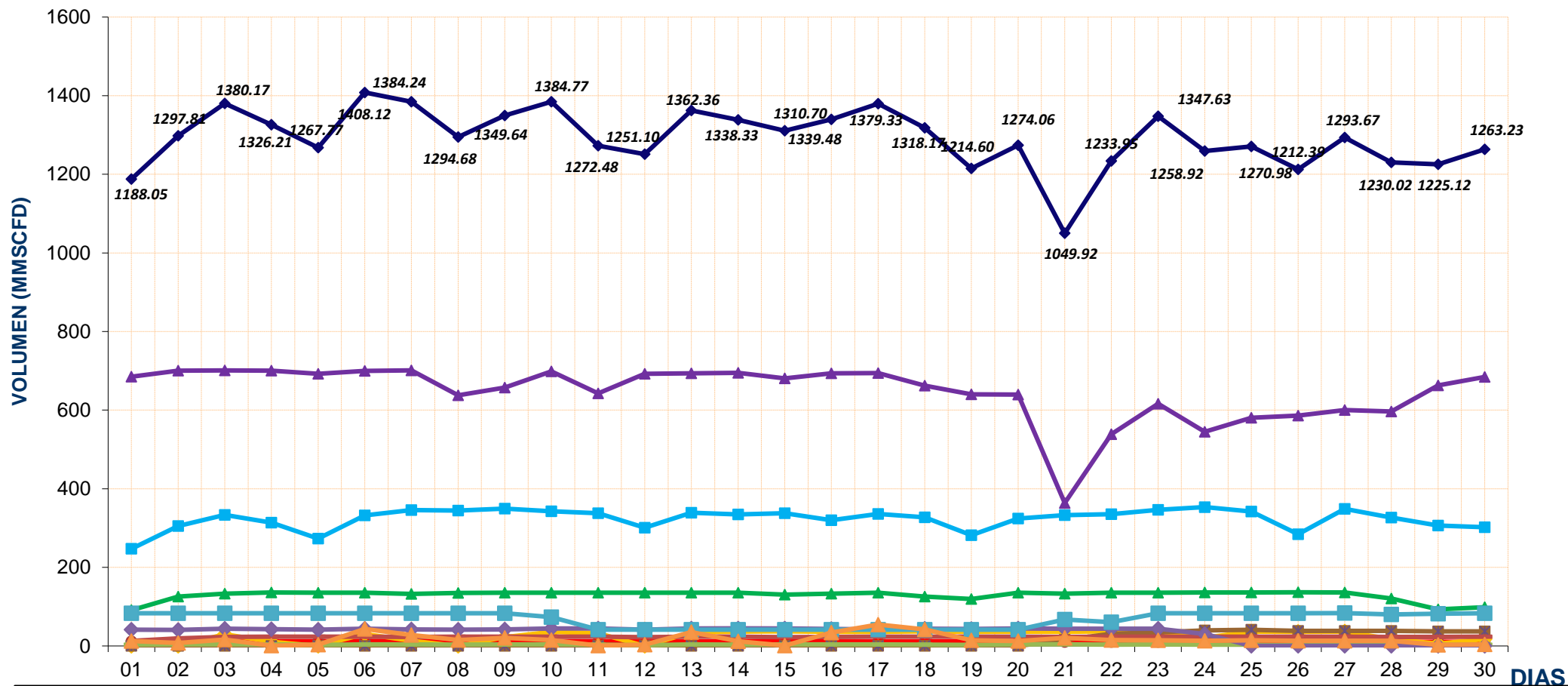
| REPORTE DIARIO DE LA OPERACIÓN DE LOS SISTEMAS DE TRANSPORTE DE GAS NATURAL (GN) Y LÍQUIDOS DE GAS NATURAL (LGN) | | | | | | | | | | | | | | | | | |
|---|----------------------|-----------------|-------------------|---------------|---------------|--------------------|---------------|---------------|--------------------|------------------|-----------------------|-----------------------|-----------------|------------------|---|---------------------|---------------------------|
| CONCESIONARIO: TRANSPORTADORA DE GAS DEL PERU S.A. | | | | | | | | | | | | | | | | | |
| PERIODO: NOVIEMBRE 2017 | | | | | | | | | | | | | | | | | |
| Entregas del Sistema de Transporte de Gas Natural (MMSCFD)¹ | | | | | | | | | | | | | | | Sistema de Transporte de Líquidos de Gas Natural (BPD)² | | |
| Días | Ducto Principal PLNG | | | Ducto TGP | | | | | | | | | | | Total Volumen Entregado | Días | Volumen Bombeado Malvinas |
| | Chiquintirca | C.U.A | Planta Melchorita | Humay | Duke Energy | Engle Energía Perú | Kallpa | Independencia | Chincha - Contugas | Humay - Contugas | Chilica - Termochilca | Chilica - Fenix Power | Lurin | | | | |
| 01-nov-17 | 913.97 | 213.15 | 684.80 | 11.65 | 0.00 | 90.98 | 0.00 | 12.91 | 3.26 | 12.66 | 41.24 | 83.43 | 247.13 | 1188.05 | 01-nov-17 | 95,338.00 | |
| 02-nov-17 | 931.70 | 255.14 | 700.13 | 11.61 | 0.00 | 125.84 | 0.00 | 19.17 | 4.22 | 7.46 | 41.08 | 83.44 | 304.84 | 1297.81 | 02-nov-17 | 95,650.00 | |
| 03-nov-17 | 1020.75 | 319.40 | 700.95 | 11.69 | 30.04 | 133.24 | 0.00 | 23.23 | 3.99 | 16.48 | 43.97 | 83.39 | 333.20 | 1380.17 | 03-nov-17 | 95,245.00 | |
| 04-nov-17 | 1017.32 | 305.47 | 700.52 | 11.64 | 10.89 | 135.87 | 0.00 | 23.30 | 3.78 | 0.63 | 42.40 | 83.38 | 313.80 | 1326.21 | 04-nov-17 | 95,488.00 | |
| 05-nov-17 | 988.76 | 268.38 | 692.26 | 12.14 | 0.00 | 135.59 | 0.00 | 23.29 | 2.58 | 3.60 | 41.59 | 83.42 | 273.29 | 1267.77 | 05-nov-17 | 96,554.00 | |
| 06-nov-17 | 1041.17 | 329.81 | 699.72 | 12.25 | 30.63 | 135.57 | 0.00 | 23.30 | 3.74 | 43.51 | 43.90 | 83.35 | 332.16 | 1408.12 | 06-nov-17 | 97,074.00 | |
| 07-nov-17 | 1068.90 | 344.10 | 701.11 | 12.25 | 12.95 | 132.15 | 0.26 | 23.05 | 3.95 | 27.87 | 41.90 | 83.34 | 345.42 | 1384.24 | 07-nov-17 | 95,952.00 | |
| 08-nov-17 | 892.07 | 338.86 | 637.51 | 11.20 | 0.00 | 134.93 | 0.00 | 23.31 | 3.33 | 14.87 | 41.59 | 83.34 | 344.59 | 1294.68 | 08-nov-17 | 73,485.00 | |
| 09-nov-17 | 1022.50 | 321.98 | 657.50 | 11.55 | 22.08 | 135.49 | 0.00 | 23.32 | 4.04 | 20.71 | 42.26 | 83.34 | 349.35 | 1349.64 | 09-nov-17 | 98,954.00 | |
| 10-nov-17 | 1027.79 | 339.15 | 698.37 | 12.36 | 35.80 | 135.37 | 0.00 | 23.31 | 3.68 | 15.25 | 44.64 | 73.68 | 342.32 | 1384.77 | 10-nov-17 | 94,680.50 | |
| 11-nov-17 | 924.97 | 307.28 | 642.84 | 11.41 | 31.96 | 135.21 | 0.00 | 23.32 | 3.37 | 0.90 | 44.41 | 41.52 | 337.53 | 1272.48 | 11-nov-17 | 78,090.00 | |
| 12-nov-17 | 1017.82 | 264.11 | 692.27 | 11.31 | 0.00 | 135.35 | 0.00 | 22.20 | 2.23 | 3.45 | 41.67 | 41.63 | 300.98 | 1251.10 | 12-nov-17 | 96,601.00 | |
| 13-nov-17 | 1023.62 | 316.10 | 693.59 | 11.53 | 34.12 | 135.26 | 0.00 | 23.39 | 3.89 | 35.34 | 44.64 | 41.63 | 338.98 | 1362.36 | 13-nov-17 | 97,331.00 | |
| 14-nov-17 | 1010.00 | 312.07 | 694.54 | 11.69 | 36.60 | 135.31 | 0.00 | 23.42 | 3.53 | 12.01 | 44.78 | 41.67 | 334.76 | 1338.33 | 14-nov-17 | 95,698.00 | |
| 15-nov-17 | 984.26 | 305.03 | 680.74 | 11.71 | 37.11 | 130.48 | 0.00 | 22.36 | 3.91 | 0.71 | 44.57 | 41.66 | 337.46 | 1310.70 | 15-nov-17 | 95,499.00 | |
| 16-nov-17 | 982.76 | 297.60 | 693.36 | 11.46 | 36.18 | 132.84 | 0.00 | 22.89 | 4.03 | 34.28 | 43.16 | 41.63 | 319.63 | 1339.48 | 16-nov-17 | 93,009.00 | |
| 17-nov-17 | 1002.91 | 319.05 | 694.47 | 11.57 | 36.14 | 135.62 | 0.00 | 23.41 | 3.96 | 54.48 | 41.99 | 41.64 | 336.05 | 1379.33 | 17-nov-17 | 93,918.00 | |
| 18-nov-17 | 987.09 | 326.02 | 662.35 | 11.49 | 37.22 | 125.85 | 0.00 | 23.38 | 3.05 | 41.76 | 43.91 | 41.63 | 327.52 | 1318.17 | 18-nov-17 | 96,828.00 | |
| 19-nov-17 | 934.79 | 278.36 | 640.17 | 12.21 | 35.74 | 119.36 | 0.00 | 23.43 | 2.83 | 14.38 | 43.12 | 41.62 | 281.75 | 1214.60 | 19-nov-17 | 94,633.00 | |
| 20-nov-17 | 940.22 | 305.73 | 639.45 | 11.96 | 36.50 | 135.71 | 0.00 | 23.36 | 4.12 | 12.79 | 44.53 | 41.62 | 324.03 | 1274.06 | 20-nov-17 | 95,128.00 | |
| 21-nov-17 | 929.25 | 446.23 | 363.64 | 10.35 | 35.87 | 133.03 | 15.43 | 23.23 | 4.23 | 20.52 | 43.96 | 67.11 | 332.55 | 1049.92 | 21-nov-17 | 89,207.00 | |
| 22-nov-17 | 824.89 | 356.60 | 538.47 | 10.07 | 37.36 | 135.45 | 30.70 | 23.52 | 3.50 | 15.25 | 43.70 | 60.66 | 335.26 | 1233.95 | 22-nov-17 | 82,046.00 | |
| 23-nov-17 | 948.66 | 376.63 | 616.15 | 10.04 | 36.00 | 135.49 | 34.66 | 23.51 | 3.77 | 14.64 | 43.93 | 83.29 | 346.16 | 1347.63 | 23-nov-17 | 78,218.00 | |
| 24-nov-17 | 941.26 | 400.56 | 544.75 | 10.20 | 21.38 | 135.82 | 39.64 | 23.37 | 3.47 | 13.16 | 30.41 | 83.41 | 353.30 | 1258.92 | 24-nov-17 | 79,541.00 | |
| 25-nov-17 | 945.25 | 367.94 | 580.35 | 10.40 | 36.60 | 135.89 | 41.12 | 23.53 | 3.03 | 14.32 | 0.20 | 83.46 | 342.06 | 1270.98 | 25-nov-17 | 77,085.00 | |
| 26-nov-17 | 953.62 | 334.70 | 585.87 | 10.37 | 36.00 | 136.55 | 38.07 | 23.49 | 1.40 | 12.85 | 0.23 | 83.49 | 284.08 | 1212.39 | 26-nov-17 | 80,013.00 | |
| 27-nov-17 | 945.62 | 357.30 | 599.94 | 10.76 | 36.51 | 135.88 | 38.50 | 23.50 | 2.99 | 12.98 | 0.21 | 83.58 | 348.80 | 1293.67 | 27-nov-17 | 78,185.00 | |
| 28-nov-17 | 938.49 | 336.67 | 596.69 | 10.35 | 17.17 | 121.02 | 38.60 | 23.17 | 2.76 | 13.45 | 0.26 | 79.92 | 326.64 | 1230.02 | 28-nov-17 | 77,918.00 | |
| 29-nov-17 | 931.67 | 257.31 | 662.69 | 10.43 | 5.68 | 92.87 | 36.94 | 22.91 | 2.93 | 2.48 | 0.25 | 81.82 | 306.13 | 1225.12 | 29-nov-17 | 78,059.00 | |
| 30-nov-17 | 942.33 | 259.31 | 684.26 | 10.31 | 17.60 | 98.37 | 36.83 | 23.46 | 3.12 | 3.62 | 0.23 | 83.37 | 302.07 | 1263.23 | 30-nov-17 | 77,466.00 | |
| TOTAL | 29,034.42 | 9,560.03 | 19,379.46 | 337.95 | 744.12 | 3,876.39 | 350.75 | 683.04 | 102.69 | 496.40 | 1,024.73 | 2,030.47 | 9,701.87 | 38,727.87 | TOTAL | 2,672,893.50 | |
| PROMEDIO | 967.81 | 318.67 | 645.98 | 11.27 | 24.80 | 129.21 | 11.69 | 22.77 | 3.42 | 16.55 | 34.16 | 67.68 | 323.40 | 1,290.93 | PROMEDIO | 89,096.45 | |

(*) Los datos de volúmenes de Gas Natural y Líquidos de Gas Natural son operativos y no necesariamente coinciden con datos fiscalizados.

¹ MMSCFD: Millones de Pies Cúbicos Estándar por Día

² BPD: Barriles Por Día

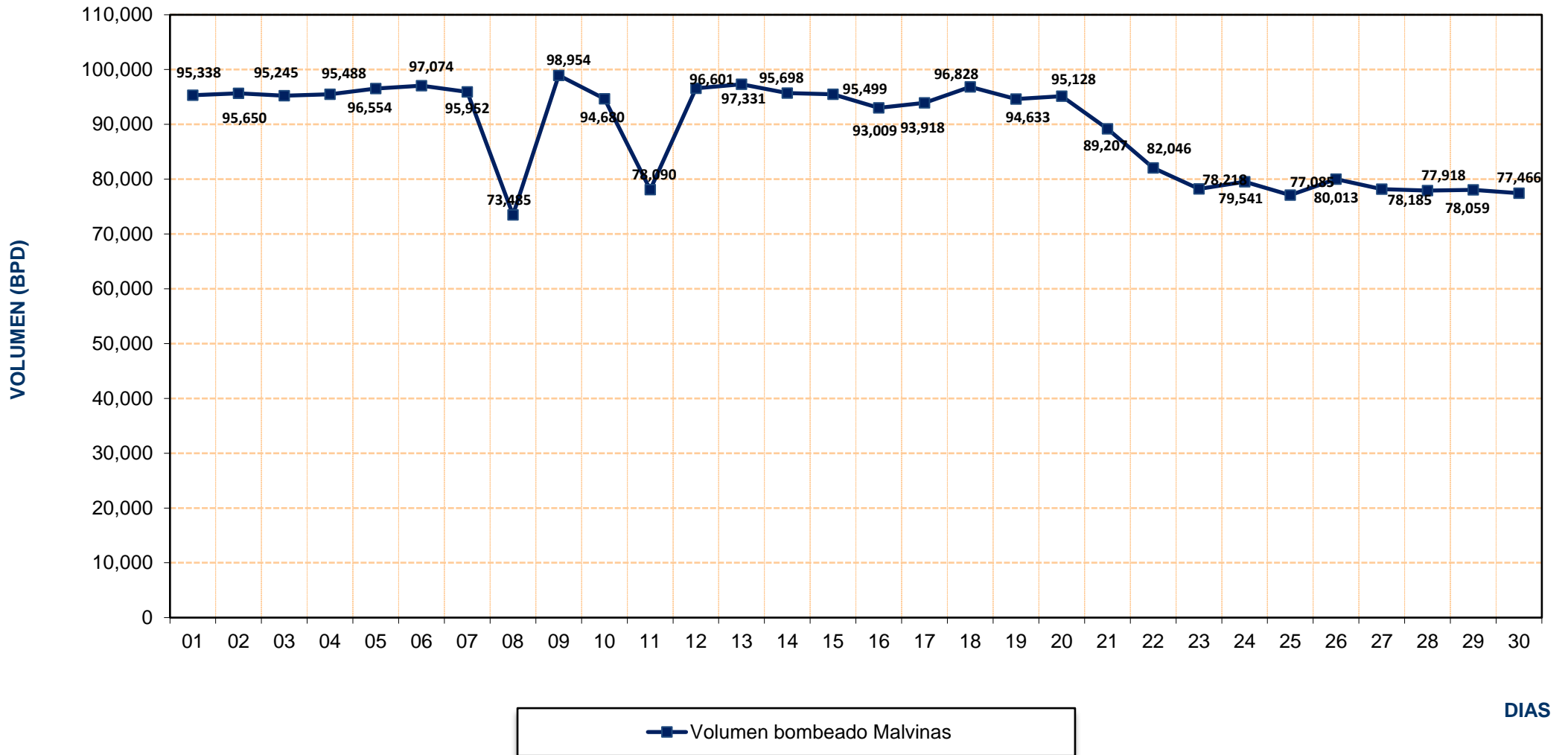
REPORTE OPERATIVO* DEL SISTEMA DE TRANSPORTE DE GAS NATURAL (GN) DURANTE NOVIEMBRE 2017



- ▲— Planta Melchorita
 —●— Humay
 —▲— Duke Energy
 —▲— Engie Energia Perú
 —■— Kallpa
 —■— Independencia
- Lurín
 —◆— Volumen Total Entregado
 —■— Contugas - Chinchá
 —▲— Chilca - Termochilca
 —■— Chilca - Fenix Power
 —▲— Contugas - Humay

* Los valores podría diferir del Volumen Fiscalizado.

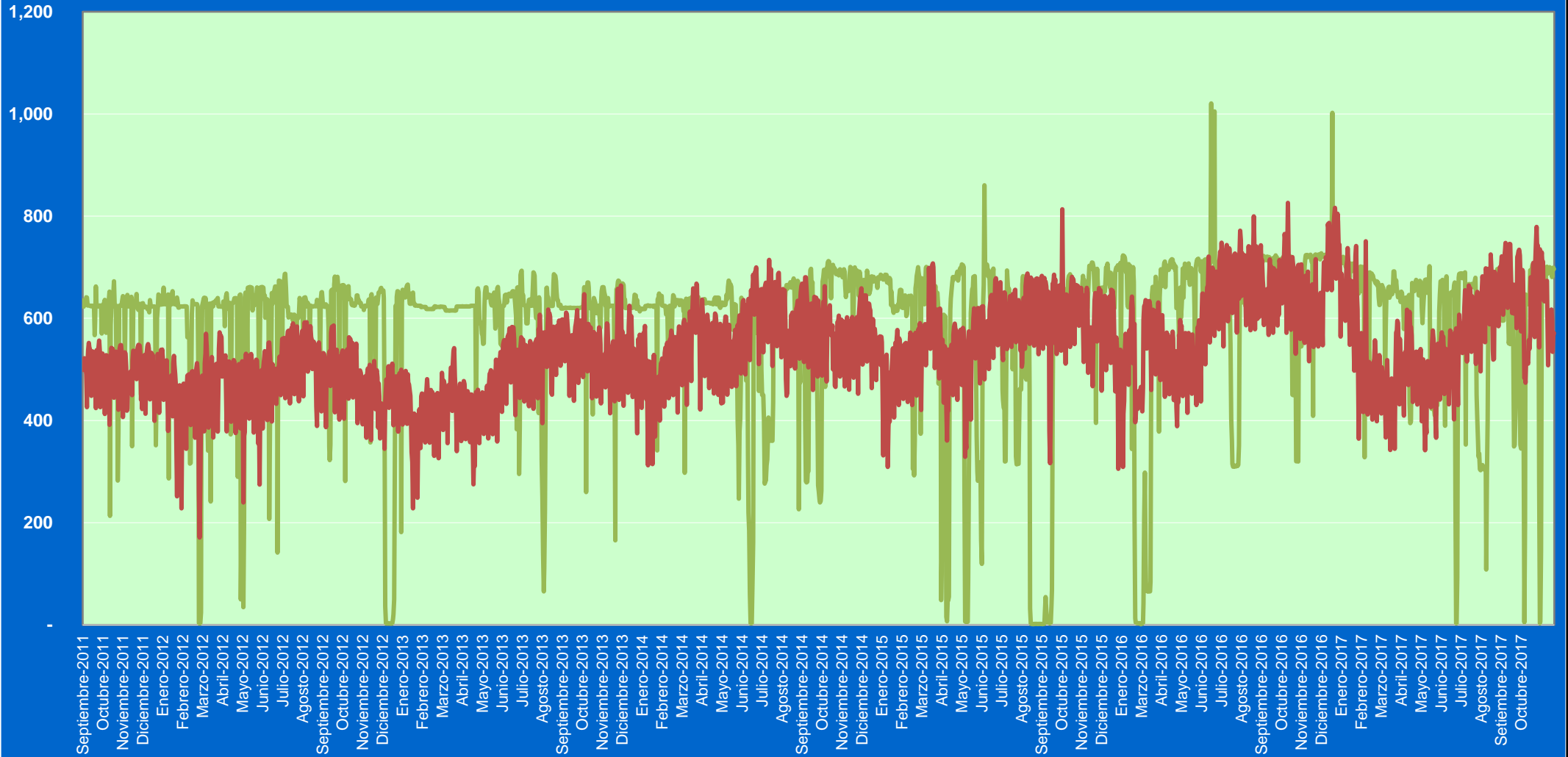
REPORTE OPERATIVO* DEL SISTEMA DE TRANSPORTE DE LÍQUIDOS DE GAS NATURAL (LGN) DURANTE NOVIEMBRE 2017



* Los valores podría diferir del Volumen Fiscalizado.

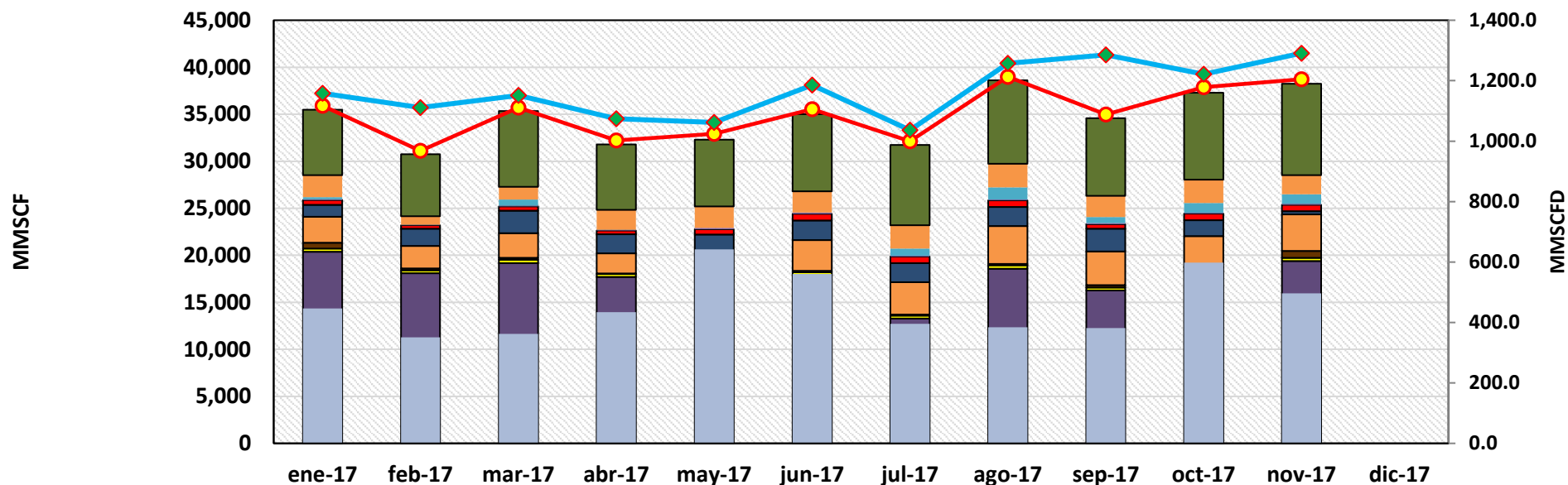
Volumen
(MMSCFD)

Volumen de Gas Natural entregado diariamente por TGP en millones de pies cúbicos diarios (MMSCFD) Setiembre 2011 - 30 de noviembre 2017



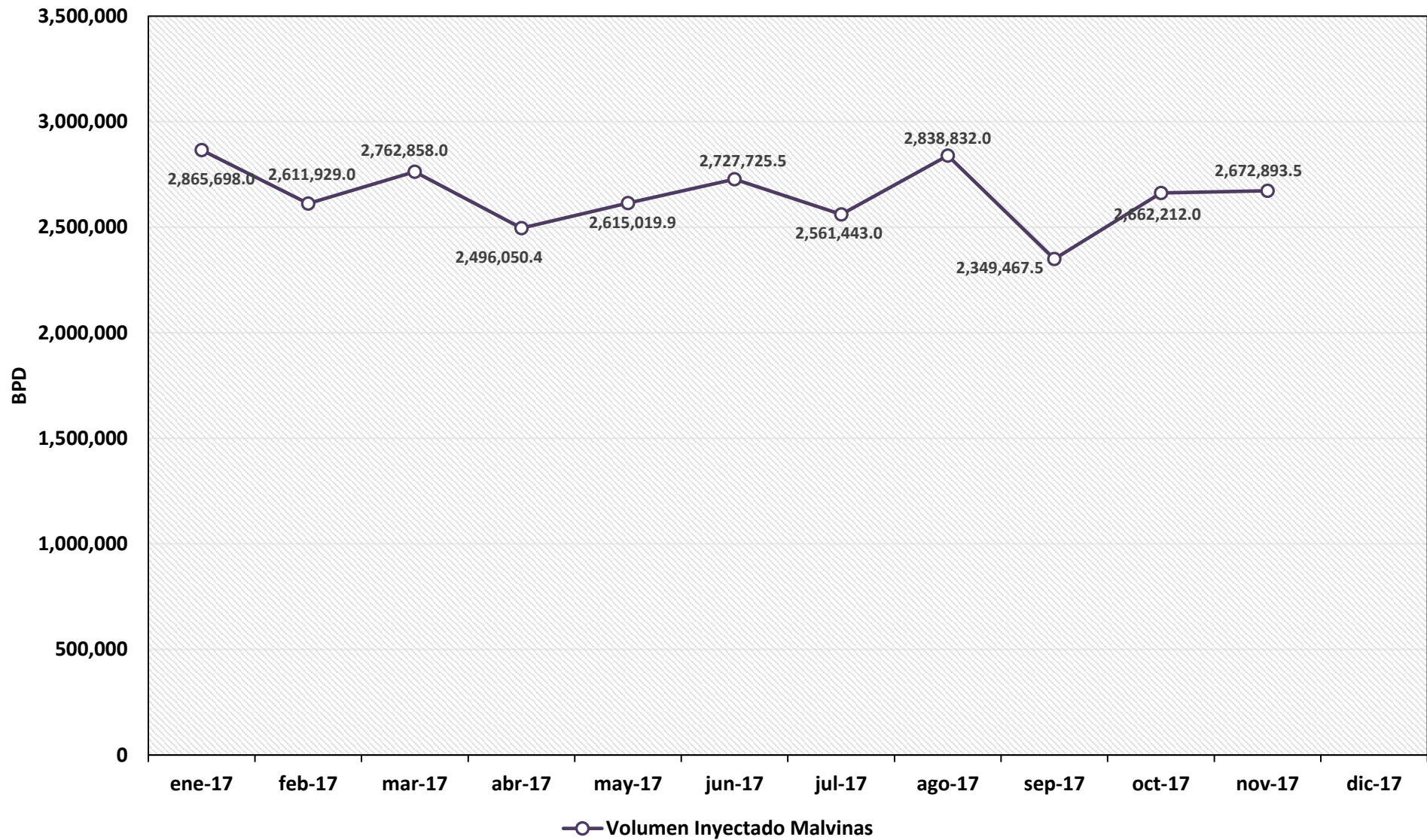
— Planta Melchorita — B.O.O.T

REPORTE MENSUAL DE VOLUMENES ENTREGADOS EN EL SISTEMA DE TRANSPORTE DE GAS NATURAL (GN) DURANTE EL 2017



| | ene-17 | feb-17 | mar-17 | abr-17 | may-17 | jun-17 | jul-17 | ago-17 | sep-17 | oct-17 | nov-17 | dic-17 |
|--------------------------------------|----------|----------|----------|----------|----------|----------|----------|----------|----------|----------|----------|--------|
| Lurín | 6,956.7 | 6,603.3 | 8,068.1 | 6,950.3 | 7,096.5 | 8,178.1 | 8,523.0 | 8,879.5 | 8,284.1 | 9,220.3 | 9,701.9 | |
| Chilca - Fenix Power | 2,324.8 | 897.9 | 1,351.1 | 2,128.8 | 2,264.0 | 2,274.2 | 2,479.2 | 2,493.4 | 2,237.7 | 2,487.4 | 2,030.5 | |
| Chilca -Termochilca | 236.3 | 0.1 | 639.4 | 0.0 | 0.0 | 0.0 | 759.3 | 1,295.4 | 662.4 | 1,035.5 | 1,024.7 | |
| Contugas - Chincha | 84.1 | 62.4 | 76.8 | 81.8 | 161.3 | 139.2 | 101.4 | 98.4 | 102.5 | 105.4 | 102.7 | |
| Egesur-Egasa | 504.0 | 364.6 | 464.9 | 394.2 | 548.5 | 702.2 | 704.7 | 706.8 | 489.7 | 692.1 | 683.0 | |
| Kallpa | 1,267.2 | 1,837.5 | 2,400.1 | 2,031.7 | 2,057.6 | 2,065.9 | 2,032.1 | 2,022.1 | 2,399.0 | 1,683.2 | 350.7 | |
| Engie Energia Perú | 2,756.1 | 2,394.2 | 2,610.9 | 2,123.0 | 2,326.5 | 3,288.0 | 3,436.2 | 4,024.1 | 3,585.4 | 3,269.8 | 3,876.4 | |
| Duke Energy | 615.3 | 180.2 | 207.3 | 50.6 | 135.5 | 129.6 | 100.6 | 156.2 | 250.0 | 105.7 | 744.1 | |
| Humay | 359.4 | 325.5 | 350.4 | 329.5 | 327.6 | 341.5 | 318.2 | 342.3 | 307.2 | 349.7 | 338.0 | |
| Planta Melchorita | 20,368.1 | 18,090.2 | 19,170.6 | 17,694.6 | 17,369.1 | 17,872.6 | 13,275.6 | 18,587.8 | 16,277.2 | 18,328.7 | 19,379.5 | |
| Contugas - Chincha | 446.2 | 350.6 | 361.9 | 434.2 | 642.0 | 560.2 | 395.6 | 383.7 | 381.5 | 598.1 | 496.4 | |
| Total Transportado GN | 35,918.3 | 31,106.6 | 35,701.4 | 32,218.7 | 32,928.6 | 35,551.6 | 32,125.9 | 38,989.7 | 34,976.8 | 37,875.9 | 38,727.9 | |
| Promedio Total Transportado (MMSCFD) | 1,158.65 | 1,110.95 | 1,151.66 | 1,073.96 | 1,062.21 | 1,185.05 | 1,036.32 | 1,257.73 | 1,285.41 | 1,221.80 | 1,290.93 | |

REPORTE MENSUAL DE VOLUMENES ENTREGADOS EN EL SISTEMA DE TRANSPORTE DE LIQUIDOS DE GAS NATURAL (LGN) DURANTE EL 2017



**VOLUMEN PROMEDIO DIARIO DE LÍQUIDOS DE GAS NATURAL TRANSPORTADO POR TGP EN
BARRILES POR DÍA (BPD)
Enero 2011 - Noviembre 2017**

