

**REPORTE DE OPERACIÓN(1) DEL SISTEMA DE TRANSPORTE DE GAS NATURAL (GN) Y LÍQUIDOS DE GAS NATURAL (LGN)
(VOLÚMENES ENTREGADOS EN EL MES DE OCTUBRE DE 2020)**

Fecha	GN (MMSCFD ²)														LGN (BPD ³)	
	Ayacucho	Contugas - Humay	Pluspetrol - Humay	Contugas - Independencia	Contugas - Chinchá	Cállda - Cañete	Cállda - Chilca 1	Cállda - Kallpa Las Flores	Cállda - Engie Energía Perú	Cállda - Chilca 2	Cállda - Kallpa	Cállda - Lurín	Planta Melchorita	Total GN	Total GN (BOOT)	Total LGN
1/10/2020	-	13.05	11.90	0.44	6.55	0.17	81.95	-	132.98	37.23	119.84	276.83	678.38	1,359.33	680.94	96,543.61
2/10/2020	-	13.75	11.74	0.76	6.51	0.16	78.64	-	133.21	37.29	115.73	274.55	670.00	1,342.33	672.33	90,362.24
3/10/2020	-	13.25	12.26	-	6.18	0.16	68.43	-	133.08	15.94	108.32	243.64	670.22	1,271.47	601.25	90,618.17
4/10/2020	-	11.65	12.31	-	5.31	0.16	66.65	-	132.75	0.87	94.68	211.41	669.47	1,205.27	535.80	91,155.51
5/10/2020	-	12.08	12.05	0.23	6.31	0.40	81.16	-	133.08	0.88	124.02	294.29	670.26	1,334.76	664.50	90,768.44
6/10/2020	-	12.35	11.63	0.30	6.02	1.18	80.56	-	133.11	1.07	123.71	319.14	553.24	1,242.30	689.06	64,725.16
7/10/2020	-	14.07	7.92	2.84	6.75	1.44	79.61	-	132.85	0.92	123.81	354.78	7.24	732.23	724.99	54,741.60
8/10/2020	-	3.90	7.20	-	7.03	0.21	2.21	0.01	116.49	0.97	102.03	148.79	3.51	392.34	388.84	26,732.57
9/10/2020	-	4.10	7.39	0.12	7.14	0.32	0.32	-	113.77	4.50	101.62	156.47	3.48	399.22	395.74	50,554.22
10/10/2020	-	15.76	9.37	1.53	6.31	1.33	78.61	27.90	113.06	45.63	122.26	197.30	19.02	638.07	619.05	54,517.49
11/10/2020	-	21.36	11.15	-	5.12	1.41	82.20	8.32	116.05	37.13	116.26	215.71	161.34	776.06	614.72	62,438.19
12/10/2020	-	15.92	10.88	0.74	5.45	1.48	81.78	42.07	115.50	46.01	123.29	275.52	520.00	1,238.66	718.65	81,021.62
13/10/2020	-	14.95	11.30	2.18	6.45	1.48	82.34	42.83	116.18	46.04	123.27	318.78	507.39	1,273.20	765.81	97,596.72
14/10/2020	-	13.48	11.41	1.99	6.68	1.31	82.23	42.37	119.29	45.97	123.05	342.89	520.62	1,311.29	790.67	91,106.89
15/10/2020	-	14.03	11.24	1.47	6.88	1.14	81.87	42.06	128.12	45.49	123.83	316.74	521.29	1,294.16	772.87	88,275.79
16/10/2020	-	14.03	11.28	0.27	6.61	0.91	82.24	42.55	131.16	46.08	123.82	286.21	561.18	1,306.34	745.15	88,486.05
17/10/2020	-	13.75	11.27	-	6.41	1.43	82.89	42.50	131.52	25.87	124.52	273.03	566.00	1,279.20	713.20	89,645.89
18/10/2020	-	13.60	11.25	-	5.31	1.43	82.86	40.40	132.98	0.71	111.67	230.07	566.82	1,197.09	630.28	90,798.82
19/10/2020	-	13.01	11.25	-	6.60	1.44	81.30	40.31	132.95	0.90	122.77	281.05	565.26	1,256.83	691.57	89,907.49
20/10/2020	-	14.21	11.69	0.11	6.63	1.43	80.73	41.81	133.00	32.19	123.86	280.65	565.40	1,291.73	726.33	88,747.90
21/10/2020	-	13.92	10.74	0.22	6.53	1.44	82.16	36.60	128.22	39.80	121.26	279.50	566.76	1,287.15	720.39	85,431.85
22/10/2020	-	13.51	12.46	0.11	6.64	1.44	81.83	14.65	132.76	37.23	122.20	278.90	539.01	1,240.73	701.72	96,563.62
23/10/2020	-	14.69	12.52	0.12	6.44	1.44	80.98	0.00	126.39	33.78	121.42	278.49	545.57	1,221.84	676.27	90,415.58
24/10/2020	-	14.93	12.12	0.62	4.67	1.18	58.30	13.59	95.99	0.92	124.44	267.67	585.43	1,179.86	594.44	89,130.70
25/10/2020	-	13.01	11.84	0.32	4.13	0.41	34.34	17.37	96.07	0.69	123.32	241.97	585.41	1,128.88	543.47	89,788.61
26/10/2020	-	12.62	11.81	0.83	6.07	0.37	82.30	20.50	101.51	0.89	123.64	283.21	587.62	1,231.38	643.76	89,795.85
27/10/2020	-	13.73	11.58	0.65	6.42	0.36	80.01	4.89	132.72	1.00	122.52	281.22	608.97	1,264.08	655.10	92,412.28
28/10/2020	-	13.52	11.90	0.30	6.71	0.35	82.33	5.64	132.73	1.03	124.45	279.69	610.48	1,269.12	658.64	81,533.42
29/10/2020	-	14.13	12.24	0.23	6.50	0.31	82.34	42.32	132.71	0.97	124.56	295.83	610.71	1,322.85	712.14	100,504.75
30/10/2020	-	12.99	12.05	2.39	6.28	0.23	82.31	42.29	132.68	1.08	124.26	306.52	610.54	1,333.62	723.08	91,119.97
31/10/2020	-	13.17	11.88	1.45	5.92	0.13	82.32	31.77	132.59	0.91	120.31	287.76	610.59	1,298.79	688.20	89,575.89
TOTAL	-	412.51	347.62	20.24	192.58	26.67	2,267.80	642.72	3,875.50	590.00	3,704.72	8,378.58	15,461.21	35,920.18	20,458.96	2,575,016.90
PROMEDIO	-	13.31	11.21	0.65	6.21	0.86	73.15	20.73	125.02	19.03	119.51	270.28	498.75	1,158.72	659.97	83,065.06

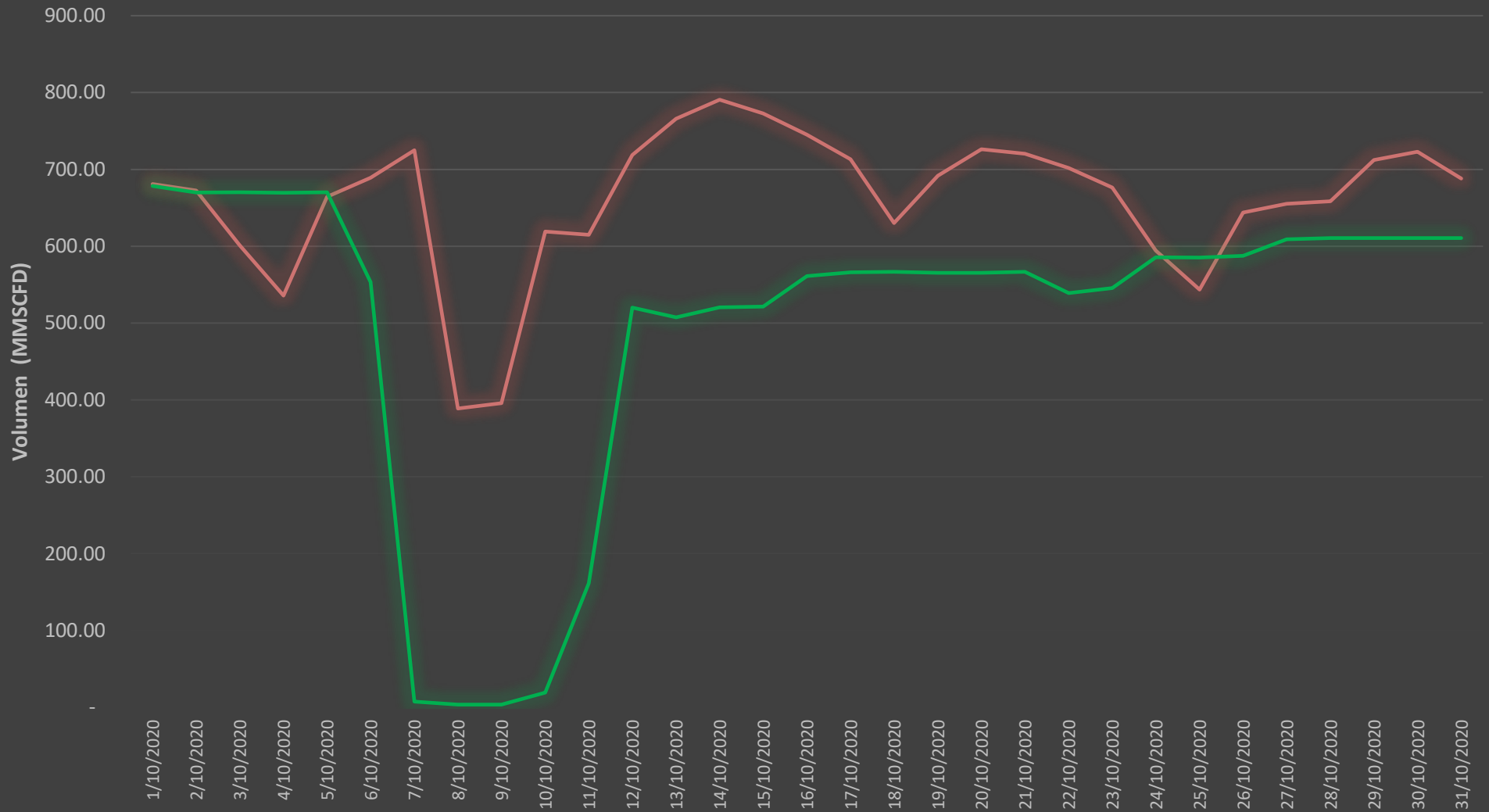
(1) Los datos de volúmenes de Gas Natural y Líquidos de Gas Natural son operativos y no necesariamente coinciden con datos fiscalizados

(2) MMSCFD: Millones de Pies Cúbicos Estándar por Día

(3) BPD: Barriles por Día

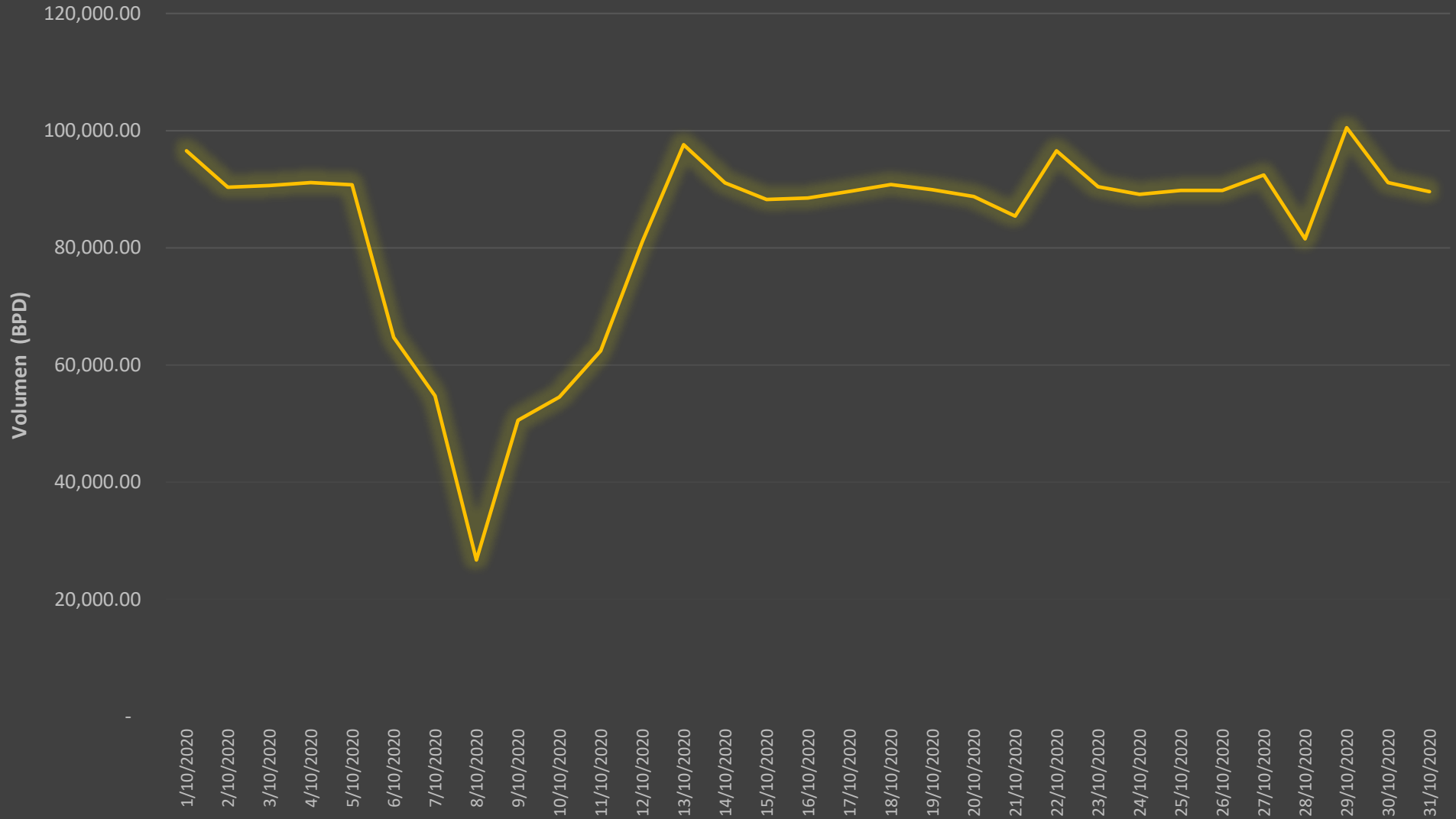
Volumen de Gas Natural entregado diariamente por TGP en millones de pies cúbicos estándar por día (Periodo: octubre 2020)

— Total GN (BOOT) — Planta Melchorita

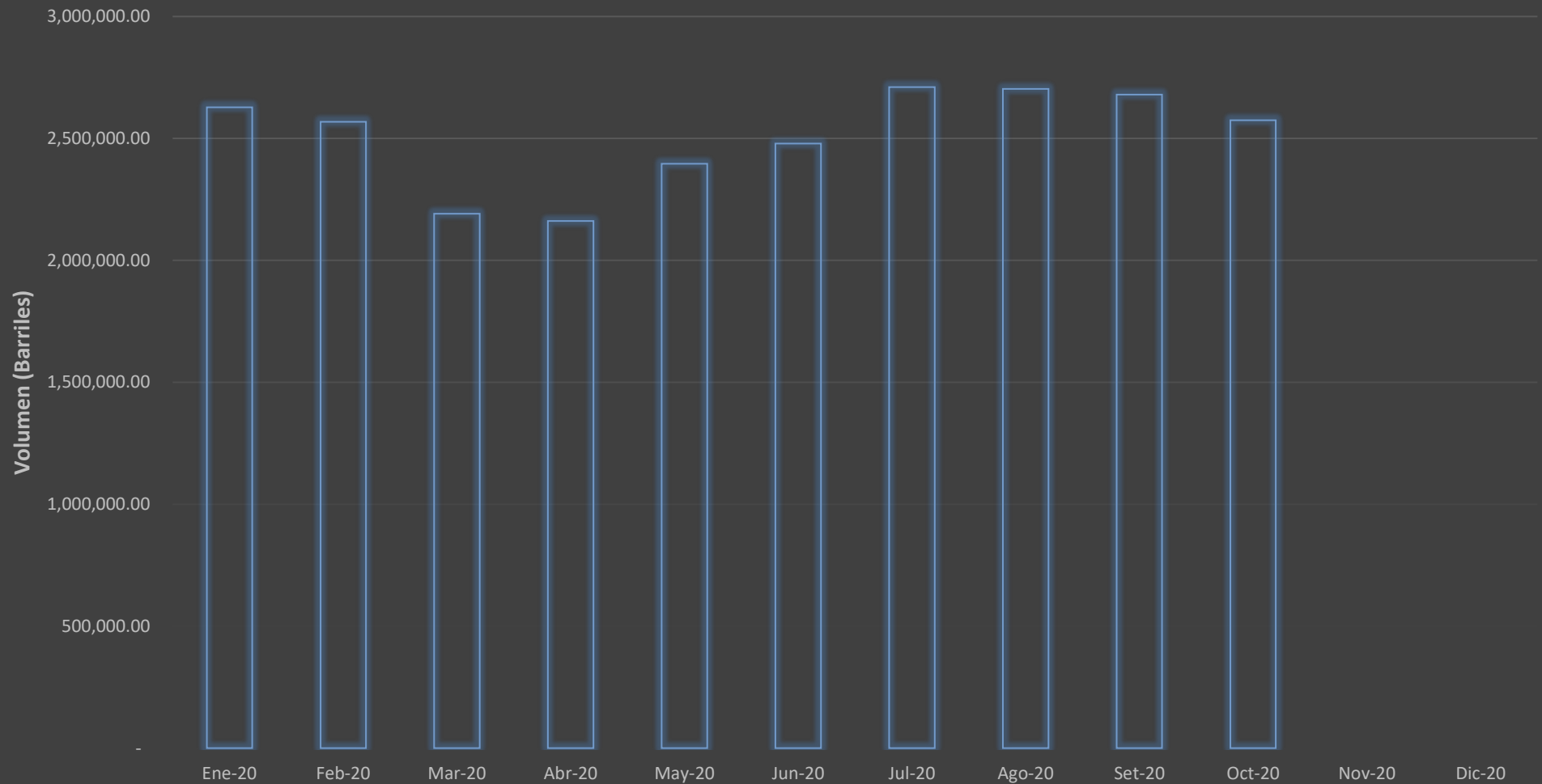


Volumen de Líquidos de Gas Natural entregado diariamente por TGP en barriles por día (Periodo: octubre 2020)

— Total LGN



**Reporte Mensual de Volúmenes entregados en el Sistema de Transporte por Ductos de Líquidos de Gas
Natural
Año: 2020**



	Ene-20	Feb-20	Mar-20	Abr-20	May-20	Jun-20	Jul-20	Ago-20	Set-20	Oct-20	Nov-20	Dic-20
■ Total LGN (Barriles)	2,627,880.5	2,568,061.0	2,190,725.3	2,161,951.1	2,395,941.0	2,478,550.2	2,710,066.0	2,702,961.9	2,679,995.3	2,575,016.9	-	-

Volumen de Gas Natural entregado diariamente por TGP en millones de pies cúbicos estándar por día (Periodo: marzo 2012 a octubre 2020)

